

IN THE SUPREME COURT OF TEXAS


Misc. Docket No. 11- 9047


AMENDMENTS TO TEXAS RULES OF CIVIL PROCEDURE 281 AND 284 AND TO THE JURY INSTRUCTIONS UNDER TEXAS RULE OF CIVIL PROCEDURE 226A


ORDERED that:


1. Pursuant to Section 22.004 of the Texas Government Code, the Supreme Court of Texas amends Texas Rules of Civil Procedure 281 and 284, as follows.
2. The Supreme Court of Texas also amends the jury instructions that are prescribed by Order of this Court under Texas Rule of Civil Procedure 226a, as follows.
3. By Order dated December 13, 2010, in Misc. Docket No. 10-9210, the Court proposed amendments to Rules 281 and 284 and to the Rule 226a jury instructions and invited public comment. Following public comment, the Court made additional revisions to the rules and jury instructions. This Order contains the final version of the amended rules and jury instructions that take effect April 1, 2011.
4. The Clerk is directed to:
 - a. file a copy of this Order with the Secretary of State;
 - b. cause a copy of this Order to be mailed to each registered member of the State Bar of Texas by publication in the *Texas Bar Journal*;
 - c. send a copy of this Order to each elected member of the Legislature; and
 - d. submit a copy of the Order for publication in the *Texas Register*.

Dated: March 15, 2011.



Wallace B. Jefferson, Chief Justice

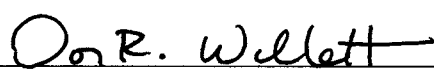

Nathan L. Hecht, Justice



Dale Wainwright, Justice


David M. Medina, Justice


Paul W. Green, Justice


Phil Johnson, Justice


Don R. Willett, Justice


Eva M. Guzman, Justice

Debra H. Lehrmann, Justice

Rule 281. Papers Taken to Jury Room

With the court's permission, the jury may take with them to the jury room any notes they took during the trial. In addition, the jury may, and on request shall, take with them in their retirement the charges and instructions, general or special, which were given and read to them, and any written evidence, except the depositions of witnesses, but shall not take with them any special charges which have been refused. Where only part only of a paper has been read in evidence, the jury shall not take the same with them, unless the part so read to them is detached from that which was excluded.

* * * *

Rule 284. Judge to Caution Jury

Immediately after jurors are selected for a case, the court must instruct them to turn off their phones and other electronic devices and not to communicate with anyone through any electronic device while they are in the courtroom or while they are deliberating. The court must also instruct them that, while they are serving as jurors, they must not post any information about the case on the Internet or search for any information outside of the courtroom, including on the Internet, to try to learn more about the case.

If jurors are permitted to separate before they are released from jury duty, either during the trial or after the case is submitted to them, the jury shall be admonished by the court must instruct them that it is their duty not to communicate converse with, or permit themselves to be addressed by any other person, on about any subject connected with relating to the trial case.

* * * *

Jury Instructions Prescribed by Order Under Rule 226a

[proposed amendments are not redlined; brackets indicate optional and instructive text]

I.

That the following oral instructions, with such modifications as the circumstances of the particular case may require, shall be given by the court to the members of the jury panel after they have been sworn in as provided in Rule 226 and before the voir dire examination:

Members of the Jury Panel [or Ladies and Gentlemen of the Jury Panel]:

Thank you for being here. We are here to select a jury. Twelve [six] of you will be chosen for the jury. Even if you are not chosen for the jury, you are performing a valuable service that is your right and duty as a citizen of a free country.

Before we begin: Turn off all phones and other electronic devices. While you are in the courtroom, do not communicate with anyone through any electronic device. [For example, do not communicate by phone, text message, email message, chat room, blog, or social networking websites such as Facebook, Twitter, or Myspace.] [I will give you a number where others may contact you in case of an emergency.] Do not record or photograph any part of these court proceedings, because it is prohibited by law.

If you are chosen for the jury, your role as jurors will be to decide the disputed facts in this case. My role will be to ensure that this case is tried in accordance with the rules of law.

Here is some background about this case. This is a civil case. It is a lawsuit that is not a criminal case. The parties are as follows: The plaintiff is _____, and the defendant is _____. Representing the plaintiff is _____, and representing the defendant is _____. They will ask you some questions during jury selection. But before their questions begin, I must give you some instructions for jury selection.

Every juror must obey these instructions. You may be called into court to testify about any violations of these instructions. If you do not follow these instructions, you will be guilty of juror misconduct, and I might have to order a new trial and start this process over again. This would waste your time and the parties' money, and would require the taxpayers of this county to pay for another trial.

These are the instructions.

1. To avoid looking like you are friendly with one side of the case, do not mingle or talk with the lawyers, witnesses, parties, or anyone else involved in the case. You may exchange casual greetings like "hello" and "good morning." Other than that, do not talk with them at all. They have to follow these instructions too, so you should not be offended when they follow the instructions.

2. Do not accept any favors from the lawyers, witnesses, parties, or anyone else involved in the case, and do not do any favors for them. This includes favors such as giving rides and food.

3. Do not discuss this case with anyone, even your spouse or a friend, either in person or by any other means [including by phone, text message, email message, chat room, blog, or social networking websites such as Facebook, Twitter, or Myspace]. Do not allow anyone to discuss the

case with you or in your hearing. If anyone tries to discuss the case with you or in your hearing, tell me immediately. We do not want you to be influenced by something other than the evidence admitted in court.

4. The parties, through their attorneys, have the right to ask you questions about your background, experiences, and attitudes. They are not trying to meddle in your affairs. They are just being thorough and trying to choose fair jurors who do not have any bias or prejudice in this particular case.

5. Remember that you took an oath that you will tell the truth, so be truthful when the lawyers ask you questions, and always give complete answers. If you do not answer a question that applies to you, that violates your oath. Sometimes a lawyer will ask a question of the whole panel instead of just one person. If the question applies to you, raise your hand and keep it raised until you are called on.

Do you understand these instructions? If you do not, please tell me now.

The lawyers will now begin to ask their questions.

II.

That the following oral and written instructions, with such modifications as the circumstances of the particular case may require, shall be given by the court to the jury immediately after the jurors are selected for the case:

Members of the Jury [or Ladies and Gentlemen]:

You have been chosen to serve on this jury. Because of the oath you have taken and your selection for the jury, you become officials of this court and active participants in our justice system.

[Hand out the written instructions.]

You have each received a set of written instructions. I am going to read them with you now. Some of them you have heard before and some are new.

1. Turn off all phones and other electronic devices. While you are in the courtroom and while you are deliberating, do not communicate with anyone through any electronic device. [For example, do not communicate by phone, text message, email message, chat room, blog, or social networking websites such as Facebook, Twitter, or Myspace.] [I will give you a number where

others may contact you in case of an emergency.] Do not post information about the case on the Internet before these court proceedings end and you are released from jury duty. Do not record or photograph any part of these court proceedings, because it is prohibited by law.

2. To avoid looking like you are friendly with one side of the case, do not mingle or talk with the lawyers, witnesses, parties, or anyone else involved in the case. You may exchange casual greetings like “hello” and “good morning.” Other than that, do not talk with them at all. They have to follow these instructions too, so you should not be offended when they follow the instructions.

3. Do not accept any favors from the lawyers, witnesses, parties, or anyone else involved in the case, and do not do any favors for them. This includes favors such as giving rides and food.

4. Do not discuss this case with anyone, even your spouse or a friend, either in person or by any other means [including by phone, text message, email message, chat room, blog, or social networking websites such as Facebook, Twitter, or Myspace]. Do not allow anyone to discuss the case with you or in your hearing. If anyone tries to discuss the case with you or in your hearing, tell me immediately. We do not want you to be influenced by something other than the evidence admitted in court.

5. Do not discuss this case with anyone during the trial, not even with the other jurors, until the end of the trial. You should not discuss the case with your fellow jurors until the end of the trial so that you do not form opinions about the case before you have heard everything.

After you have heard all the evidence, received all of my instructions, and heard all of the lawyers’ arguments, you will then go to the jury room to discuss the case with the other jurors and reach a verdict.

6. Do not investigate this case on your own. For example, do not:
- a. try to get information about the case, lawyers, witnesses, or issues from outside this courtroom;
 - b. go to places mentioned in the case to inspect the places;
 - c. inspect items mentioned in this case unless they are presented as evidence in court;
 - d. look anything up in a law book, dictionary, or public record to try to learn more about the case;
 - e. look anything up on the Internet to try to learn more about the case; or
 - f. let anyone else do any of these things for you.

This rule is very important because we want a trial based only on evidence admitted in open court. Your conclusions about this case must be based only on what you see and hear in this courtroom because the law does not permit you to base your conclusions on information that has not been presented to you in open court. All the information must be presented in open court so the parties and their lawyers can test it and object to it. Information from other sources, like the Internet, will not go through this important process in the courtroom. In addition, information from other sources could be completely unreliable. As a result, if you investigate this case on your own, you could compromise the fairness to all parties in this case and jeopardize the results of this trial.

7. Do not tell other jurors about your own experiences or other people's experiences. For example, you may have special knowledge of something in the case, such as business, technical, or professional information. You may even have expert knowledge or opinions, or you may know what happened in this case or another similar case. Do not tell the other jurors about it. Telling other jurors about it is wrong because it means the jury will be considering things that were not admitted in court.

8. Do not consider attorneys' fees unless I tell you to. Do not guess about attorneys' fees.

9. Do not consider or guess whether any party is covered by insurance unless I tell you to.

10. During the trial, if taking notes will help focus your attention on the evidence, you may take notes using the materials the court has provided. Do not use any personal electronic devices to take notes. If taking notes will distract your attention from the evidence, you should not take notes. Your notes are for your own personal use. They are not evidence. Do not show or read your notes to anyone, including other jurors.

You must leave your notes in the jury room or with the bailiff. The bailiff is instructed not to read your notes and to give your notes to me promptly after collecting them from you. I will make sure your notes are kept in a safe, secure location and not disclosed to anyone.

[You may take your notes back into the jury room and consult them during deliberations. But keep in mind that your notes are not evidence. When you deliberate, each of you should rely on your independent recollection of the evidence and not be influenced by the fact that another juror has or has not taken notes. After you complete your deliberations, the bailiff will collect your notes.]

When you are released from jury duty, the bailiff will promptly destroy your notes so that nobody can read what you wrote.

11. I will decide matters of law in this case. It is your duty to listen to and consider the evidence and to determine fact issues that I may submit to you at the end of the trial. After you have heard all the evidence, I will give you instructions to follow as you make your decision. The instructions also will have questions for you to answer. You will not be asked and you should not consider which side will win. Instead, you will need to answer the specific questions I give you.

Every juror must obey my instructions. If you do not follow these instructions, you will be guilty of juror misconduct, and I may have to order a new trial and start this process over again. This would waste your time and the parties' money, and would require the taxpayers of this county to pay for another trial.

Do you understand these instructions? If you do not, please tell me now.

Please keep these instructions and review them as we go through this case. If anyone does not follow these instructions, tell me.

III. Court's Charge

Before closing arguments begin, the court must give to each member of the jury a copy of the charge, which must include the following written instructions, with such modifications as the circumstances of the particular case may require:

Members of the Jury [or Ladies & Gentlemen of the Jury]:

After the closing arguments, you will go to the jury room to decide the case, answer the questions that are attached, and reach a verdict. You may discuss the case with other jurors only when you are all together in the jury room.

Remember my previous instructions: Do not discuss the case with anyone else, either in person or by any other means. Do not do any independent investigation about the case or conduct any research. Do not look up any words in dictionaries or on the Internet. Do not post information about the case on the Internet. Do not share any special knowledge or experiences with the other jurors. Do not use your phone or any other electronic device during your deliberations for any reason. [I will give you a number where others may contact you in case of an emergency.]

[Any notes you have taken are for your own personal use. You may take your notes back into the jury room and consult them during deliberations, but do not show or read your notes to your

fellow jurors during your deliberations. Your notes are not evidence. Each of you should rely on your independent recollection of the evidence and not be influenced by the fact that another juror has or has not taken notes.]

[You must leave your notes with the bailiff when you are not deliberating. The bailiff will give your notes to me promptly after collecting them from you. I will make sure your notes are kept in a safe, secure location and not disclosed to anyone. After you complete your deliberations, the bailiff will collect your notes. When you are released from jury duty, the bailiff will promptly destroy your notes so that nobody can read what you wrote.]

Here are the instructions for answering the questions.

1. Do not let bias, prejudice, or sympathy play any part in your decision.
2. Base your answers only on the evidence admitted in court and on the law that is in these instructions and questions. Do not consider or discuss any evidence that was not admitted in the courtroom.
3. You are to make up your own minds about the facts. You are the sole judges of the credibility of the witnesses and the weight to give their testimony. But on matters of law, you must follow all of my instructions.
4. If my instructions use a word in a way that is different from its ordinary meaning, use the meaning I give you, which will be a proper legal definition.
5. All the questions and answers are important. No one should say that any question or answer is not important.
6. Answer “yes” or “no” to all questions unless you are told otherwise. A “yes” answer must be based on a preponderance of the evidence [unless you are told otherwise]. Whenever a question requires an answer other than “yes” or “no,” your answer must be based on a preponderance of the evidence [unless you are told otherwise].

The term “preponderance of the evidence” means the greater weight of credible evidence presented in this case. If you do not find that a preponderance of the evidence supports a “yes” answer, then answer “no.” A preponderance of the evidence is not measured by the number of witnesses or by the number of documents admitted in evidence. For a fact to be proved by a preponderance of the evidence, you must find that the fact is more likely true than not true.

7. Do not decide who you think should win before you answer the questions and then just answer the questions to match your decision. Answer each question carefully without considering who will win. Do not discuss or consider the effect your answers will have.

8. Do not answer questions by drawing straws or by any method of chance.

9. Some questions might ask you for a dollar amount. Do not agree in advance to decide on a dollar amount by adding up each juror's amount and then figuring the average.

10. Do not trade your answers. For example, do not say, "I will answer this question your way if you answer another question my way."

11. [Unless otherwise instructed] The answers to the questions must be based on the decision of at least 10 of the 12 [5 of the 6] jurors. The same 10 [5] jurors must agree on every answer. Do not agree to be bound by a vote of anything less than 10 [5] jurors, even if it would be a majority.

As I have said before, if you do not follow these instructions, you will be guilty of juror misconduct, and I might have to order a new trial and start this process over again. This would waste your time and the parties' money, and would require the taxpayers of this county to pay for another trial. If a juror breaks any of these rules, tell that person to stop and report it to me immediately.

[Definitions, questions, and special instructions given to the jury will be transcribed here.]

Presiding Juror:

1. When you go into the jury room to answer the questions, the first thing you will need to do is choose a presiding juror.

2. The presiding juror has these duties:

- a. have the complete charge read aloud if it will be helpful to your deliberations;
- b. preside over your deliberations, meaning manage the discussions, and see that you follow these instructions;
- c. give written questions or comments to the bailiff who will give them to the judge;
- d. write down the answers you agree on;
- e. get the signatures for the verdict certificate; and
- f. notify the bailiff that you have reached a verdict.

Do you understand the duties of the presiding juror? If you do not, please tell me now.

Instructions for Signing the Verdict Certificate:

1. [Unless otherwise instructed] You may answer the questions on a vote of 10 [5] jurors. The same 10 [5] jurors must agree on every answer in the charge. This means you may not have one group of 10 [5] jurors agree on one answer and a different group of 10 [5] jurors agree on another answer.

2. If 10 [5] jurors agree on every answer, those 10 [5] jurors sign the verdict.

If 11 jurors agree on every answer, those 11 jurors sign the verdict.

If all 12 [6] of you agree on every answer, you are unanimous and only the presiding juror signs the verdict.

3. All jurors should deliberate on every question. You may end up with all 12 [6] of you agreeing on some answers, while only 10 [5] or 11 of you agree on other answers. But when you sign the verdict, only those 10 [5] who agree on every answer will sign the verdict.

4. [Added if the charge requires some unanimity] There are some special instructions before Questions _____ explaining how to answer those questions. Please follow the instructions. If all 12 [6] of you answer those questions, you will need to complete a second verdict certificate for those questions.

Do you understand these instructions? If you do not, please tell me now.

Judge Presiding

Verdict Certificate

Check one:

_____ Our verdict is unanimous. All 12 [6] of us have agreed to each and every answer. The presiding juror has signed the certificate for all 12 [6] of us.

Signature of Presiding Juror

Printed Name of Presiding Juror

_____ Our verdict is not unanimous. Eleven of us have agreed to each and every answer and have signed the certificate below.

_____ Our verdict is not unanimous. Ten [Five] of us have agreed to each and every answer and have signed the certificate below.

SIGNATURE

NAME PRINTED

1. _____
2. _____
3. _____
4. _____
5. _____
6. _____
7. _____
8. _____
9. _____
10. _____
11. _____

If you have answered Question No. _____ [the exemplary damages amount], then you must sign this certificate also.

Additional Certificate

[Used when some questions require unanimous answers]

I certify that the jury was unanimous in answering the following questions. All 12 [6] of us agreed to each of the answers. The presiding juror has signed the certificate for all 12 [6] of us.

[Judge to list questions that require a unanimous answer, including the predicate liability question.]

Signature of Presiding Juror

Printed Name of Presiding Juror

IV.

That the following oral instructions shall be given by the court to the jury after the verdict has been accepted by the court and before the jurors are released from jury duty:

Thank you for your verdict.

I have told you that the only time you may discuss the case is with the other jurors in the jury room. I now release you from jury duty. Now you may discuss the case with anyone. But you may also choose not to discuss the case; that is your right.

After you are released from jury duty, the lawyers and others may ask you questions to see if the jury followed the instructions, and they may ask you to give a sworn statement. You are free to discuss the case with them and to give a sworn statement. But you may choose not to discuss the case and not to give a sworn statement; that is your right.