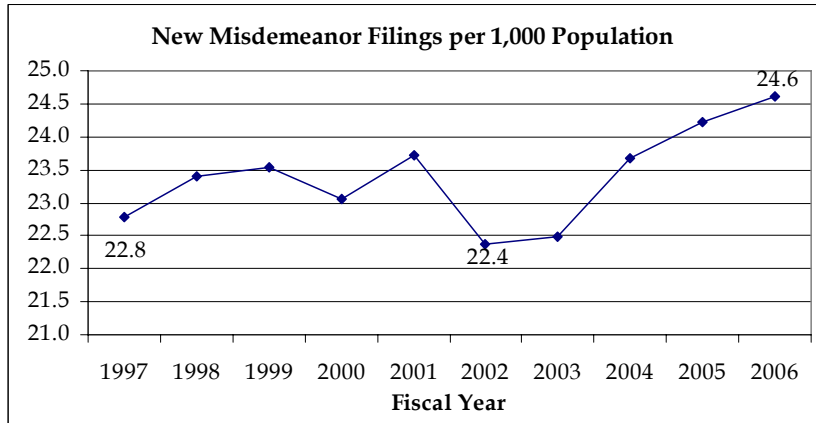


New Misdemeanor Cases Filed in Texas District and County-level Courts Fiscal Years 1997 to 2006

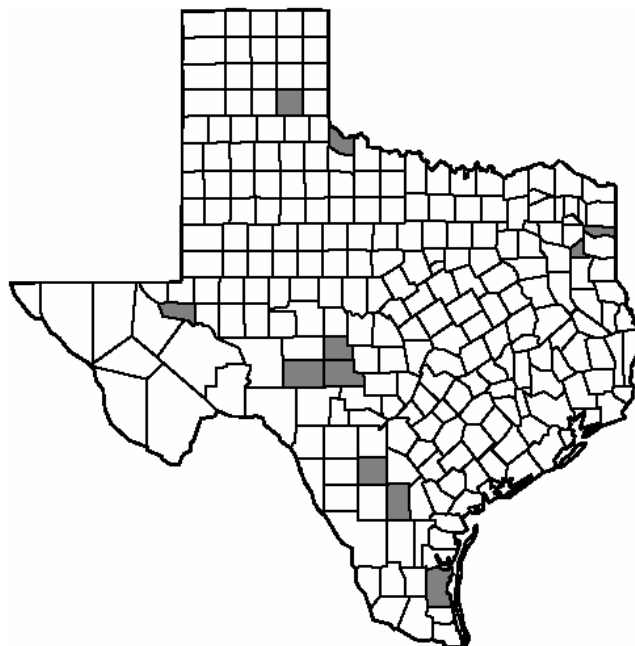
The number of new misdemeanors filed in the state’s district and county-level courts increased by an average of 2.6 percent per year over the past decade and 3.7 percent per year over the past five years, while the state’s population increased an average of approximately 2 percent per year over the past decade. While the number of new misdemeanor cases fluctuated over the first part of the decade, it steadily increased by an average of 4.2 percent per year since 2003.



Approximately 40 percent of all misdemeanor cases over the past decade were filed in the five largest counties – Harris, Dallas, Tarrant, Bexar, and Travis – yet none of these counties placed in the top ten counties with the highest per capita misdemeanor filing rates per year. McMullen County reported the highest per capita misdemeanor filing rate with approximately 268 cases filed per 1,000 citizens. Kenedy County had the next highest rate with 102.2 cases filed per capita.

County	Counties with Highest Average Rate of Misdemeanor Cases Filed per Year per 1,000 Population Fiscal Years 1997 to 2006
McMullen	267.5
Kenedy	102.2
Kimble	62.0
Ward	54.6
Hardeman	54.2
Gregg	51.5
Donley	51.2
Sutton	50.2
Menard	49.2
Marion	46.5
Frio	46.5
Statewide Average	23.4

**Counties with Highest Average Rate of Misdemeanor Cases Filed per Year per 1,000 Population
Fiscal Years 1997 to 2006**



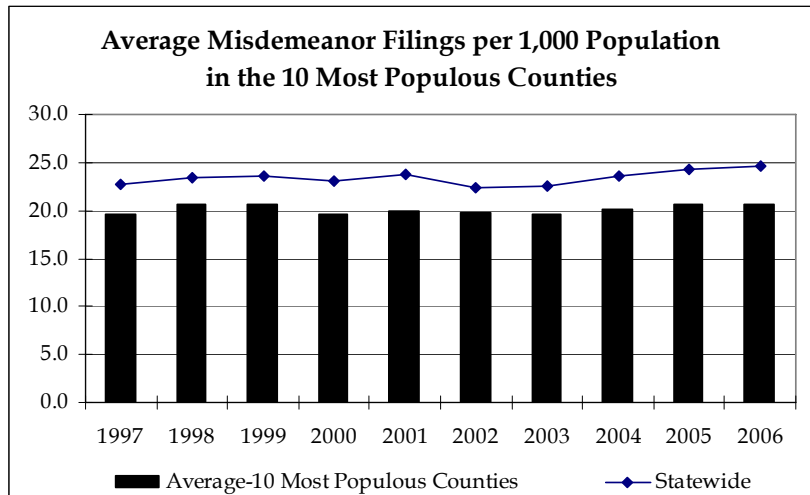
Kenedy County experienced the largest increase in misdemeanor filings per capita in its courts over the past ten years with an average increase of 140.6 percent per year.¹ This large increase was due to more than an 11 times increase in number of filings in 2001 from 2000. Zavala County experienced the next highest increase in misdemeanor filings.

Increase		Decrease	
Kenedy	140.6%	Atascosa	-9.9%
Zavala	63.5%	Swisher	-9.5%
Stonewall	61.4%	Sherman	-8.0%
Willacy	49.5%	Childress	-7.0%
Hardin	47.5%	Marion	-5.7%

Only 47 counties experienced an average decrease per year over the past decade. The largest decrease occurred in Atascosa County which experienced an average decrease of 9.9 percent per year from 1997 to

2006. Swisher County experienced a similar decline with a decrease of 9.5 percent per year for the past decade.

Misdemeanors in the ten most populous counties – Harris, Dallas, Tarrant, Bexar, Travis, El Paso, Hidalgo, Collin, Denton, and Fort Bend – increased by an average of 2.5 percent over the past decade and 4.0 percent over the past five years. While population and misdemeanor filings per capita grew substantially, the average misdemeanor filings per capita for this group was lower than the statewide average.



Individually however, Travis and El Paso counties were, on average, 4.8 filings higher than the statewide average. Collin County had the lowest filing rate per capita of these counties with 9.7 misdemeanor filings per capita per year.

While Collin County had the lowest average filing rate per capita among the 10 most populous counties, it experienced the largest increase over the past decade with an average increase of 4.2 percent

County	Average Rate of Misdemeanor Cases Filed per Year per 1,000 Population
Travis	30.2
El Paso	26.0
Statewide Average	23.4
Bexar	23.1
Dallas	21.5
Tarrant	21.5
Hidalgo	19.2
Denton	18.8
Harris	16.9
Fort Bend	14.4
Collin	9.7

¹ Galveston County was not included due to data missing for most of fiscal year 2000.

per year. The next highest increase in misdemeanor filings per capita occurred in Hidalgo County which had an increase of approximately 4 percent per year.

Tarrant County experienced the largest decrease – an average of 1.6 percent per year. El Paso County experienced the next largest decrease with an average decrease of 1.5 percent per year.

County	Percentage Change
Collin	4.2%
Hidalgo	3.8%
Bexar	3.0%
Travis	2.8%
Harris	2.2%
Denton	-0.2%
Fort Bend	-0.3%
Dallas	-0.8%
El Paso	-1.5%
Tarrant	-1.6%
Statewide Average	2.6%