

COURTS OF APPEALS

Analysis of Activity for the Year Ending August 31, 1984

There are 14 Courts of Appeals in Texas which, since September 1, 1981, have heard intermediate appeals in both civil and criminal cases.

Courts of Appeals are located in Fort Worth, Austin, San Antonio, Dallas, Texarkana, Amarillo, El Paso, Beaumont, Waco, Eastland, Tyler, Corpus Christi, and Houston. Houston has two Courts of Appeals. Each court has jurisdiction over a supreme judicial district.

Five of the courts have three justices each. The Dallas Court, with 13 justices, is the largest. There are 80 justices statewide.

Criminal and Civil Backlogs Reduced

The 14 Courts of Appeals reduced both their civil and criminal pending caseloads during state fiscal year 1984 which ended August 31, 1984. The Courts disposed of 8,274 total cases during the year, an average of 103 dispositions (59 criminal and 44 civil) per justice.

It was the first time since calendar year 1973 that the Courts of Appeals ended a reporting year with fewer civil cases on their dockets than when the year began, and the second consecutive year that they reduced their criminal backlog.

The Courts of Appeals had 3,962 criminal cases and 2,643 civil cases pending as of September 1, 1983. On August 31, 1984, 3,500 criminal cases and 2,217 civil cases were pending. The total backlog of 5,717 pending cases was 13.4% less than the 6,605 case backlog at the beginning of the fiscal year. The state average for pending cases was 71.5 per justice.

A total of 6,951 cases were filed in the Courts of Appeals during the fiscal year, which included 3,988 criminal cases and 2,963 civil cases. This was a decrease of 4 percent from the 7,238 total cases filed in fiscal year 1983. Criminal cases added decreased 5 percent from the 4,202 filed in fiscal year 1983 and civil cases decreased 2 percent from the 3,036 filed in fiscal year 1983.

Figure 6.
TOTAL WORKLOAD, COURTS OF APPEALS
Year Ending August 31, 1984

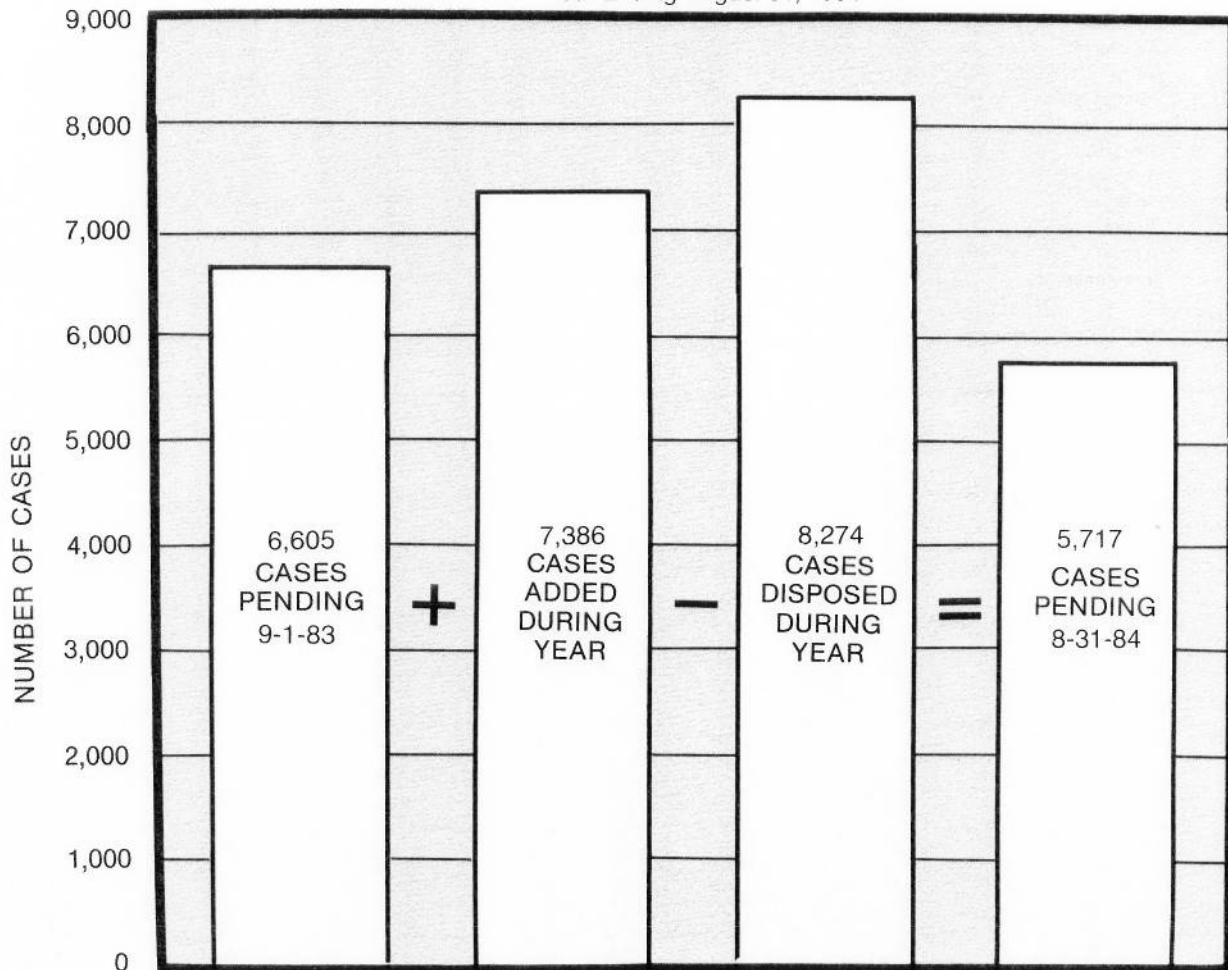
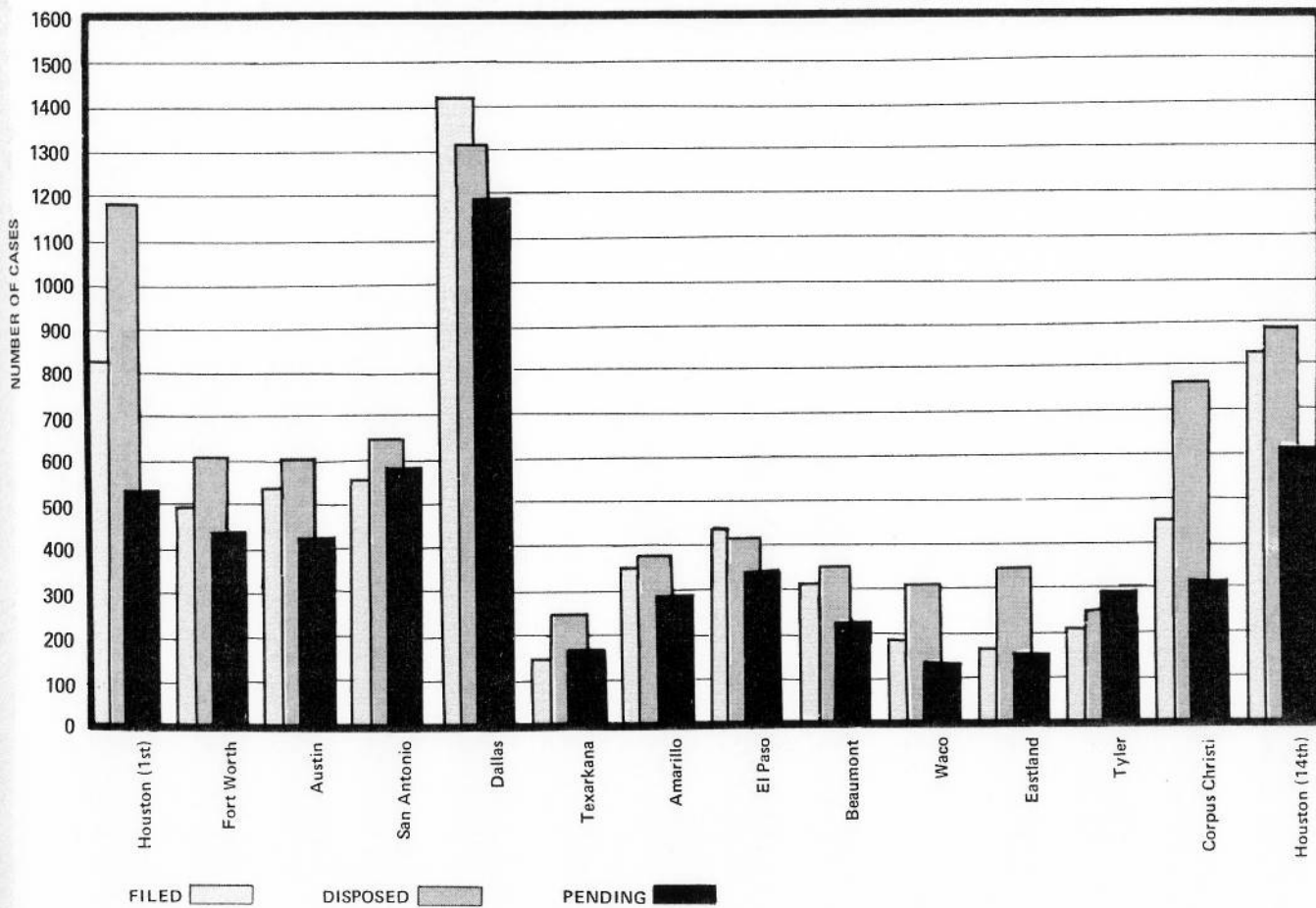


Figure 7.
COURTS OF APPEALS
 Cases filed, disposed and pending by court, year ending August 31, 1984



Filings Averaged 86.9 Per Justice

Considering civil and criminal cases together, the Fifth Court in Dallas had the highest average number of new cases filed per justice (109.5) during fiscal year 1984. The other courts ranged down to 51.3 cases per justice filed in the Sixth Court in Texarkana. State average filings were 86.9 per justice.

The First Court of Appeals in Houston disposed of the largest number of cases per justice (131.2) during fiscal year 1983. State average dispositions were 103.4 per justice.

The largest number of pending cases per justice (97.3) at the end of the fiscal year was in the Twelfth Court of Appeals in Tyler. The lowest number per justice (48) was in the Tenth Court in Waco. The State average for pending cases was 71.5 per justice.

Approximately 24 percent of all cases filed in a Court of Appeals in Texas in fiscal year 1984 were filed in one of the two Courts located in Houston. Approximately 20 percent of all cases filed in the State were filed in the Dallas

Court.

In fiscal year 1984, the Courts of Appeals wrote 7,841 opinions, 3.0 percent more than the 7,613 written in calendar year 1983.

The Courts of Appeals reversed, at least in part, the decision of the trial court in 14 percent of the cases disposed of during fiscal year 1984, compared to 12.5 percent in calendar year 1983.

While the 14 Courts of Appeals operate to a large extent as autonomous courts in specific geographic areas, some equalization of the dockets occurs by transfer of cases among the courts by order of the Supreme Court, pursuant to Article 1738, V.T.C.S. The Supreme Court transferred 151 civil cases and 419 criminal cases in fiscal year 1984, compared with 130 civil cases and 552 criminal cases transferred in fiscal year 1983.

Disposition of Criminal Cases

Of the 3,500 criminal cases pending in the Courts of Appeals at the end of fiscal year 1984, 54 percent had been on the docket less than 6

months, 30 percent from 6 to 12 months, and 16 percent more than 12 months.

The average lapse of time between the filing of a criminal case in a Court of Appeals and its disposition ranged from 6.4 months in the Fort Worth Court to 14.3 months in the Tyler Court. The average lapse of time for cases statewide was 10.1 months.

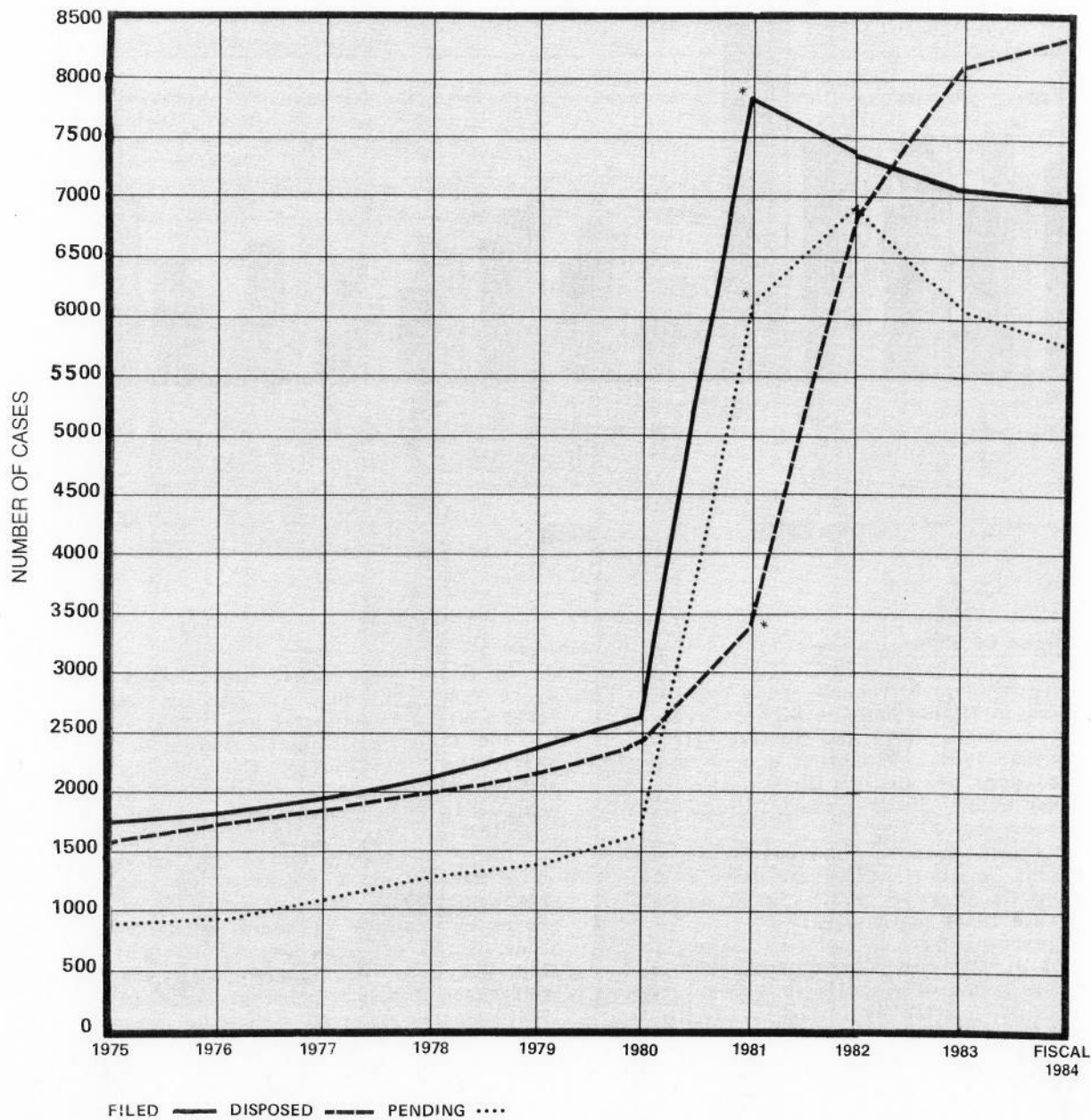
A case is "submitted" when the court hears oral argument or when it is referred to the justices for formal consideration if no oral

argument is heard. The average lapse of time between submission of a criminal appeal and its disposition ranged from 0.5 of a month in the Beaumont Court to 2.9 months in the San Antonio and Corpus Christi Courts. The average lapse of time for cases statewide was 1.5 months.

New Civil Filings Decrease 3 Percent

New civil cases filed in all of the Courts of Appeals during fiscal year 1984 decreased 3

Figure 8.
COURTS OF APPEALS
Cases filed, disposed and pending, calendar year 1975 through fiscal year 1984



* Caseloads increased sharply in 1981 when Courts of Appeals acquired criminal jurisdiction.

percent from fiscal year 1983. Fewer new civil cases were filed in fiscal year 1984 than in fiscal year 1983 in all but the Fort Worth, Austin, Amarillo, Eastland, Tyler and Corpus Christi Courts. Of the courts with increased civil filings, the Eleventh Court in Eastland experienced the largest percentage increase--26 percent (18 cases). The Dallas Court continued to receive more new civil filings than any other court--545 compared to the average of 211.6 per court. The two courts in Houston, each of which has jurisdiction of the same geographical area, received a total of 648 civil cases, 56 cases (8 percent) less than in fiscal year 1983.

cases were pending on the dockets of the Courts of Appeals, 18 percent less than the 2,715 pending on August 31, 1983. Of those civil cases pending on August 31, 1984, 53 percent had been on the docket less than 6 months, 29 percent from 6 to 12 months, and 18 percent for more than 12 months.

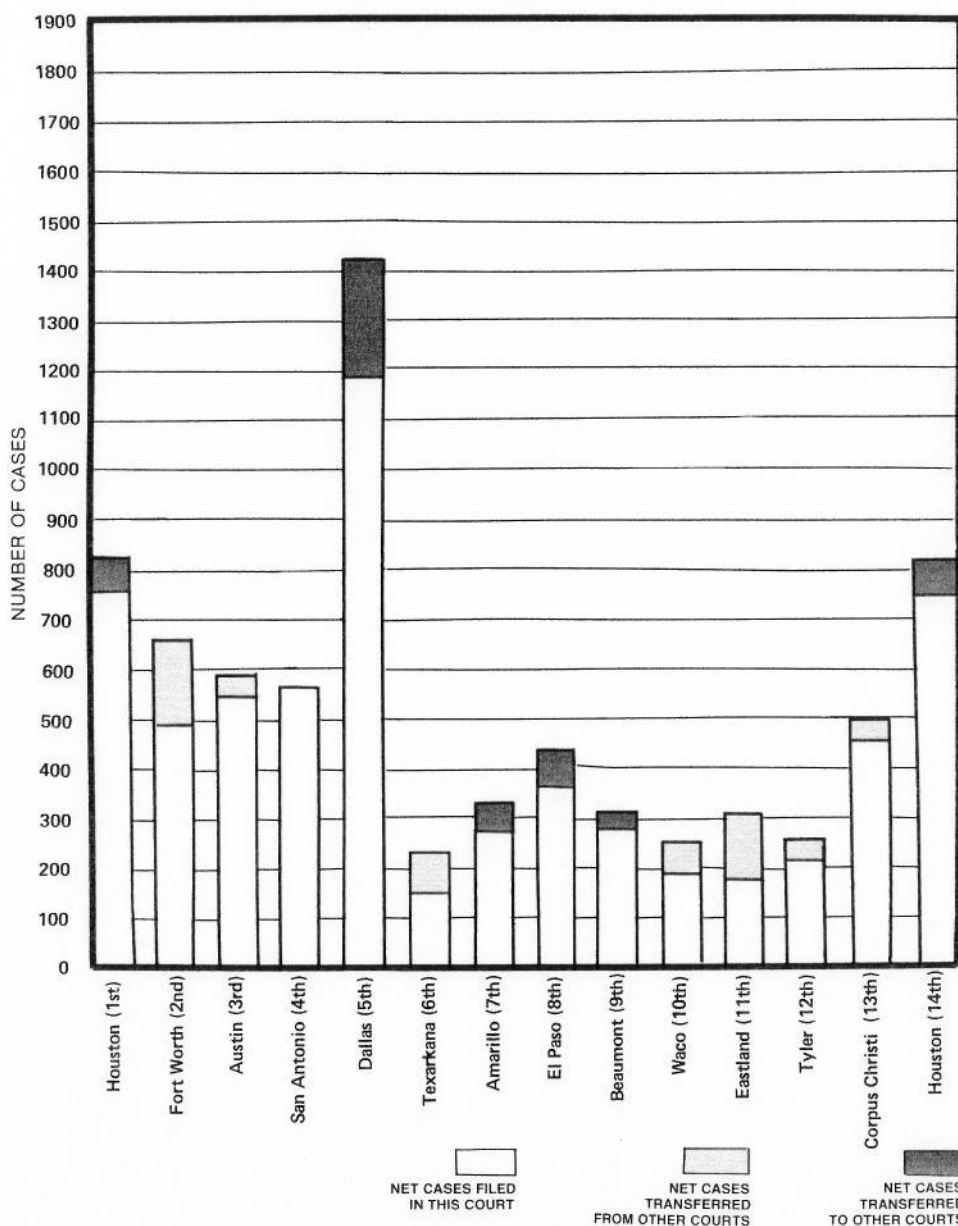
The average lapse of time between the filing of a civil case in a Court of Appeals and its disposition ranged from 5.0 months in the Waco and Eastland Courts to 13.6 months in the Amarillo Court. The average lapse of time for cases statewide was 9.1 months.

The average lapse of time from the submission of a civil case to the court and its disposition ranged from 0.7 of a month in the Waco and Eastland Courts to 4.0 months in the San Antonio Court. The average lapse of time for cases statewide was 2.3 months.

Pending Civil Caseload Declines

At the end of fiscal year 1984, 2,217 civil

Figure 9.
COURTS OF APPEALS
Workloads and cases transferred, year ending August 31, 1984



COURTS OF APPEALS

Total of Reported Activity for Year Ending August 31, 1984

CRIMINAL & CIVIL CASES

	TOTALS	AVERAGES PER JUSTICE*
<u>CASES PENDING SEPTEMBER 1, 1983.</u>	6,605	83
<u>CASES ADDED DURING YEAR ENDING AUGUST 31, 1984:</u>		
New Cases Filed	6,951	87
Other Cases Added	435	5
TOTAL CASES ADDED DURING YEAR	7,386	92
<u>CASES DISPOSED OF DURING YEAR:</u>		
Cases affirmed.	4,426	
Cases modified and/or reformed and affirmed . .	147	
Cases affirmed in part and in part reversed and remanded	54	
Cases affirmed in part and in part reversed and rendered	60	
Cases reversed and remanded	850	
Cases reversed and rendered	226	
Cases dismissed:		
With written opinion	1,093	
Without written opinion.	622	
Cases otherwise disposed:		
With written opinion	480	
Without written opinion.	292	
Cases consolidated into other cases	24	
TOTAL DISPOSITIONS DURING YEAR	8,274	103
<u>CASES PENDING AUGUST 31, 1984:</u>		
Civil cases pending	2,217	28
Criminal cases pending.	3,500	44
TOTAL CASES PENDING	5,717	71
<u>OPINIONS WRITTEN DURING YEAR</u>	7,841	98

* Averages based on 80 Justices

COURTS OF APPEALS

Statistics for the Year Ending August 31, 1984

	HOUSTON (1ST COURT)		FORT WORTH (2ND COURT)		AUSTIN (3RD COURT)		SAN ANTONIO (4TH COURT)		DALLAS (5TH COURT)	
	CIVIL	CRIM TOTAL	CIVIL	CRIM TOTAL	CIVIL	CRIM TOTAL	CIVIL	CRIM TOTAL	CIVIL	CRIM TOTAL
Cases pending September 1, 1983	247	604 851	113	240 353	247	184 431	381	217 598	431	852 1263
New cases filed during year ending August 31, 1984	334	492 826	244	254 498	237	310 547	325	239 564	545	879 1424
Cases transferred in	4	0 4	28	139 167	13	24 37+	0	0 0	0	0 0
Cases transferred out	-24	-45 -69	0	0 0	0	0 0	0	0 0	-81	-161 -242
Rehearings granted	8	17 25	7	7 14	6	2 8	17	6 23	10	12 22
Cases reinstated	7	37 44	8	2 10 4	1	3 4	7	38 45	11	18 29
Cases remanded from higher courts	2	16 18	1	4 5	0	0 0	1	2 3	5	6 11
TOTAL CASES ON DOCKET	578	1121 1699	401	646 1047	504	523 1027	731	502 1233	921	1586 2507
Cases affirmed	173	457 630	104	234 338	112	184 296	109	121 230	156	572 728
Cases modified and/or affirmed	3	4 7	3	3 6	9	25 34	14	2 16	2	2 4
Cases affirmed in part and in part reversed and remanded	1	0 1	4	0 4	10	1 11	5	0 5	4	0 4
Cases affirmed in part and in part reversed and rendered	1	0 1	10	0 10	4	0 4	10	0 10	2	0 2
Cases reversed and remanded	56	83 139	25	30 55	55	31 86	50	17 67	50	72 122
Cases reversed and rendered	25	2 27	7	3 10	9	0 9	23	1 24	44	4 48
Cases dismissed:										
With written opinion	119	103 222	3	62 65	28	43 71	82	33 115	9	0 9
Without written opinion	0	0 0	61	0 61	48	0 48	44	23 67	162	100 262
Cases otherwise disposed:										
With written opinion	36	49 85	17	11 28	19	13 32	38	40 78	42	10 52
Without written opinion	14	55 69	22	2 24	10	0 10	29	4 33	56	19 75
Cases consolidated into other cases	0	0 0	2	2 4	0	0 0	5	0 5	3	0 3
TOTAL CASES DISPOSED	428	753 1181	258	347 605	304	297 601	409	241 650	530	779 1309
Cases decided:										
Excluding cases without written opinion	414	698 1112	173	343 516	246	297 543	331	214 545	309	660 969
Excluding dismissals with opinion and cases without written opinion	295	595 890	170	281 451	218	254 472	249	181 430	300	660 960
Cases pending August 31, 1984:										
Pending up to 6 months	104	199 303	123	198 321	106	192 298	113	120 233	178	317 495
Pending from 6 to 12 months	32	101 133	18	81 99	52	23 75	104	89 193	156	313 469
Pending over 12 months	14	68 82	2	20 22	42	11 53	105	52 157	57	177 234
TOTAL CASES PENDING AUGUST 31, 1984	150	368 518	143	299 442	200	226 426	322	261 583	391	807 1198
Average time between date of filing and disposition (months)	7.5	12.4 10.6	5.5	6.4 6.0	11.0	7.4 9.2	12.0	12.1 12.0	9.2	11.7 10.7
Avg time between date of submission and disposition (months)	1.4	1.4 1.4	1.3	1.0 1.1	2.2	2.4 2.3	4.0	2.9 3.6	1.6	1.1 1.3

COURTS OF APPEALS

Statistics for the Year Ending August 31, 1984 (Continued)

	TEXARKANA (6TH COURT)		AMARILLO (7TH COURT)		EL PASO (8TH COURT)		BEAUMONT (9TH COURT)		WACO (10TH COURT)						
	CIVIL	CRIM TOTAL	CIVIL	CRIM TOTAL	CIVIL	CRIM TOTAL	CIVIL	CRIM TOTAL	CIVIL	CRIM TOTAL					
Cases pending September 1, 1983	70	109	179	164	227	391	147	240	387	121	204	325	59	134	193
New cases filed during year ending August 31, 1984	67	87	154	134	205	339	139	297	436	117	192	309	81	105	186
Cases transferred in	33	47	80	0	0	0	0	0	0	0	0	0	0	0	0
Cases transferred out	-1	0	-1	0	-70	-70	0	-70	-70	-11	-27	-38	-1	0	-1
Rehearings granted	3	1	4	1	2	3	0	1	3	0	1	1	3	1	4
Cases reinstated	1	2	3	2	3	5	2	2	4	2	0	2	0	1	1
Cases remanded from higher courts	0	1	1	0	1	1	0	2	2	0	1	1	0	1	1
TOTAL CASES ON DOCKET	173	247	420	301	368	669	290	472	762	229	371	600	165	287	452
Cases affirmed	53	103	156	68	132	200	63	123	186	63	167	230	60	142	202
Cases modified and/or reformed and affirmed	7	2	9	3	2	5	5	0	5	2	0	2	2	5	7
Cases affirmed in part and in part reversed and remanded	1	0	1	2	0	2	1	1	2	0	0	0	2	0	2
Cases affirmed in part and in part reversed and rendered	1	0	1	3	0	3	3	0	3	1	0	1	0	0	2
Cases reversed and remanded	11	6	17	21	14	35	20	31	51	13	22	35	16	11	27
Cases reversed and rendered	4	1	5	5	1	6	7	10	17	2	0	2	3	4	7
Cases dismissed:															
With written opinion	19	31	50	47	63	110	7	1	8	2	34	36	23	24	47
Without written opinion	0	0	0	0	0	0	35	81	116	33	5	38	0	0	0
Cases otherwise disposed:															
With written opinion	8	3	11	14	8	22	12	7	19	6	2	8	10	3	13
Without written opinion	0	0	0	2	0	2	6	3	9	5	3	8	2	0	2
Cases consolidated into other cases	0	0	0	0	2	2	0	0	0	0	0	0	1	0	1
TOTAL CASES DISPOSED	104	146	250	165	222	387	159	257	416	127	233	360	119	189	308
Cases decided:															
Excluding cases without written opinion	104	146	250	163	220	383	118	173	291	89	225	314	116	189	305
Excluding dismissals with opinion and cases without written opinion	85	115	200	116	157	273	111	172	283	87	191	278	93	165	258
Cases pending August 31, 1984															
Pending up to 6 months	37	46	83	79	98	177	58	126	184	45	89	134	40	58	98
Pending from 6 to 12 months	24	44	68	12	31	43	39	72	111	36	25	61	3	35	38
Pending over 12 months	8	11	19	45	17	62	34	17	51	21	24	45	3	5	8
TOTAL CASES PENDING AUGUST 31, 1984	69	101	170	136	146	282	131	215	346	102	138	240	46	98	144
Average time between date of filing and disposition (months)	7.4	8.5	8.0	13.6	10.6	11.9	9.4	10.9	10.3	10.8	8.0	9.0	5.0	7.4	6.5
Avg. time between date of submission and disposition (months)	3.5	1.8	2.5	2.4	0.9	1.5	3.8	2.5	3.0	2.6	0.5	1.2	0.7	0.8	0.8

COURTS OF APPEALS
Statistics for the Year Ending August 31, 1984 (Continued)

	EASTLAND (11TH COURT)		TYLER (12TH COURT)		CORPUS CHRISTI (13TH COURT)		HOUSTON (14TH COURT)		GRAND TOTALS	
	CIVIL	CRIM TOTAL	CIVIL	CRIM TOTAL	CIVIL	CRIM TOTAL	CIVIL	CRIM TOTAL	CIVIL	CRIM TOTAL
Cases pending September 1, 1983	32	103	148	116	241	309	550	242	443	6605
New cases filed during year ending August 31, 1984	88	84	172	220	223	236	459	314	503	6951
Cases transferred in	33	109	142	37	7	26	33	2	0	151
Cases transferred out	0	0	0	0	0	0	0	-33	-46	-570
Rehearings granted	3	2	5	2	7	7	14	4	4	77
Cases reinstated	6	9	15	4	2	6	8	18	37	69
Cases remanded from higher courts	0	0	1	2	0	8	8	1	10	53
TOTAL CASES ON DOCKET	162	307	280	555	480	592	1072	548	951	13991
Cases affirmed	38	161	199	76	114	144	284	428	153	336
Cases modified and/or reformed and affirmed	2	9	11	8	2	10	18	8	10	18
Cases affirmed in part and in part reversed and remanded	2	0	2	4	2	6	5	0	5	9
Cases affirmed in part and in part reversed and rendered	6	0	6	3	0	3	6	0	0	60
Cases reversed and remanded	12	14	26	17	10	27	38	28	49	47
Cases reversed and rendered	8	0	8	12	1	13	27	1	22	28
Cases dismissed:										
With written opinion	12	5	17	22	17	39	81	62	143	541
Without written opinion	12	17	29	0	0	0	1	0	0	396
Cases otherwise disposed:										
With written opinion	7	6	13	16	8	24	18	22	40	256
Without written opinion	3	1	4	4	1	5	19	11	30	189
Cases consolidated into other cases	0	1	1	2	0	2	2	1	1	16
TOTAL CASES DISPOSED	102	214	316	126	117	243	347	417	764	8274
Cases decided:										
Excluding cases without written opinion	87	195	282	120	116	236	325	404	729	2945
Excluding dismissals with opinion and cases without written opinion	75	190	265	98	99	197	244	342	586	2404
Cases pending August 31, 1984										
Pending up to 6 months	40	58	98	58	75	131	75	114	189	1187
Pending from 6 to 12 months	18	35	53	63	36	99	42	49	91	639
Pending over 12 months	2	0	2	33	29	62	16	12	28	398
TOTAL CASES PENDING AUGUST 31, 1984	60	93	153	154	138	292	133	175	308	5717
Average time between date of filing and disposition (months)	5.0	7.4	6.6	12.1	14.3	13.2	8.4	8.9	8.7	9.1
Avg time between date of submission and disposition (months)	0.7	0.8	0.8	2.5	1.3	1.9	3.7	2.9	3.3	2.3

COURTS OF APPEALS

Statistics for the Year Ending August 31, 1984 (Continued)

CASES IN WHICH OPINIONS WERE WRITTEN BY JUSTICES OF THE COURTS OF APPEALS

COURT AND JUSTICES	Original Opinions On Merits	Concurring Opinions	Dissenting Opinions	Opinions Refusing Rehearing	*Opinions Granting Rehearing	Opinions Dismissing Appeals	Other Opinions	Per Curiam Opinions	TOTAL PER JUSTICE	TOTAL PER COURT
FIRST, HOUSTON										
Frank G. Evans	100	3	1	1	1	3	1	53	163	
James F. Wrenn	98	1	1	1	0	1	0	1	153	
Henry E. Doyle	79	0	0	1	0	0	1	54	136	
Jackson B. (Jack) Smith	72	0	0	0	0	1	0	51	124	
Sam Bass	68	0	2	2	0	2	0	36	110	
Lee Duggan, Jr.	71	0	2	1	0	0	0	46	120	
Freeman Bullock	71	1	0	0	0	0	0	39	112	
Murray B. Cohen	76	4	3	0	0	3	0	37	123	
Ben G. Levy	56	2	6	1	0	1	1	46	113	
Assigned Judges	8	0	2	0	0	0	0	0	10	1164
SECOND, FORT WORTH										
Howard M. Fender	32	0	0	0	2	4	8	9	55	
W. A. Hughes, Jr.	78	0	1	0	3	0	0	17	99	
Walter E. Jordan	63	0	2	2	1	0	4	16	88	
Clyde R. Ashworth	83	0	2	0	7	4	0	14	110	
William E. Burdick	55	0	2	0	0	0	3	9	69	
Joe Spurlock III	62	0	3	1	1	4	3	11	85	
John Hill	37	0	0	1	0	0	0	13	51	557
THIRD, AUSTIN										
John C. Phillips	35	0	1	0	0	0	0	54	90	
Bob Shannon	59	1	3	0	1	3	2	52	121	
John Powers	43	3	2	0	0	0	1	53	102	
Earl W. Smith	43	0	1	3	2	0	1	51	101	
Jim Brady	43	1	5	0	1	1	0	52	103	
Robert A. (Bob) Gammage	18	1	1	0	1	0	0	52	73	
Assigned Judges	1	0	0	0	0	0	0	0	1	591
FOURTH, SAN ANTONIO										
Carlos C. Cadena	30	4	3	1	2	1	3	62	106	
Rudy Esquivel	49	1	6	0	4	5	2	59	126	
Shirley W. Butts	45	2	8	0	2	3	1	35	96	
Antonio G. Cantu	39	4	3	1	1	3	1	27	79	
Blair Reeves	57	0	1	8	1	2	0	7	76	
Pete Tijerina	36	0	14	0	4	1	1	47	103	
Preston H. Dial, Jr.	52	1	4	0	2	1	0	5	65	
Assigned Judges	7	0	0	0	0	0	0	0	7	658
FIFTH, DALLAS										
Clarence A. Guitterd	16	0	0	2	0	1	3	14	36	
Ted W. Akin	58	2	2	1	2	0	0	22	87	
Spencer Carver	61	0	1	1	0	1	0	15	79	
Charles H. Storey	55	1	1	1	1	0	1	20	80	
Bill J. Stephens	62	3	2	1	1	0	1	10	80	
Jon Sparling	55	1	6	0	1	0	0	12	75	
John C. Vance	65	0	4	2	2	0	0	13	86	
James K. Allen	53	0	0	1	0	0	0	12	66	
Warren Whitman	53	4	5	1	2	0	0	12	77	
Patrick C. Guillot	43	2	2	1	5	0	0	22	75	
Gordon H. Rowe, Jr.	52	0	1	2	0	0	0	11	68	
Annette Stewart	65	0	1	0	0	0	0	14	80	
Floyd A. Shumpert	67	0	0	2	5	0	1	16	91	
Assigned Judges	10	0	0	0	0	0	1	0	11	981

<u>SIXTH, TEXARKANA</u>										
48	0	1	5	1	0	0	1	34	90	
18	0	0	2	0	0	0	0	53	73	264
65	0	2	1	2	0	0	1	30	101	
<u>CHARLES BIELL</u>										
<u>SEVENTH, AMARILLO</u>										
70	0	0	3	1	13	0	0	41	128	
65	0	0	3	0	8	0	0	25	101	
61	0	0	2	1	11	2	2	28	105	425
58	0	0	1	0	10	0	0	22	91	
<u>JOHN T. BOYD</u>										
<u>EIGHTH, EL PASO</u>										
62	0	6	0	0	0	0	0	3	71	
73	1	1	0	0	2	0	0	3	80	
76	2	3	0	1	0	0	0	7	89	
63	0	0	0	1	0	0	0	1	65	305
<u>CHARLES R. SCHULTE</u>										
<u>NINTH, BEAUMONT</u>										
99	0	0	0	0	1	0	0	47	147	
7	0	0	0	0	0	0	0	2	9	
99	0	1	1	0	0	1	0	20	122	
37	0	0	2	0	0	0	0	19	58	336
<u>JAMES D. MCNICHOLES</u>										
<u>TENTH, WACO</u>										
90	0	0	0	2	17	2	0	0	111	
83	1	0	0	0	15	5	0	0	104	
83	0	1	3	2	15	6	1	1	111	326
<u>BOB L. THOMAS</u>										
<u>ELEVENTH, EASTLAND</u>										
68	0	0	1	1	2	1	3	76		
95	0	0	3	3	3	8	115			
83	0	2	2	1	9	6	105			296
<u>BOB DICKENSON</u>										
<u>TWELFTH, TYLER</u>										
29	0	0	0	0	4	0	37	70		
44	2	1	2	5	4	1	35	94		
39	2	1	1	3	2	0	37	85		249
<u>CONNALLY MCKAY</u>										
<u>PAUL S. COLLEY</u>										
<u>THIRTEENTH, CORPUS CHRISTI</u>										
97	8	4	5	5	7	1	24	151		
74	0	1	5	1	0	3	18	102		
79	0	0	0	0	3	1	21	104		
105	0	1	2	1	1	0	25	135		
91	2	7	0	3	1	2	24	130		
116	0	7	4	0	1	2	23	153		
19	0	0	1	0	1	0	7	28		806
3	0	0	0	0	0	0	0	3		
<u>ROBERT J. SEARDEN</u>										
<u>ASSIGNED JUDGES</u>										
<u>FOURTEENTH, HOUSTON</u>										
61	0	0	1	0	4	0	34	100		
69	0	0	0	2	7	1	41	120		
55	0	0	0	0	0	0	32	87		
49	0	1	1	1	0	0	30	82		
53	1	4	4	0	3	0	41	122		
58	0	2	1	0	3	0	31	90		
57	0	2	0	0	1	1	35	95		
66	1	6	2	1	6	0	27	95		902
<u>GEORGE T. ELLIS</u>										
<u>TOTALS</u>										
5,016	63	158	99	96	203	76	2,130	7,870	7,870	

*Ordinarily, these are comparable to an original opinion on the merits.

1. Retired appellate judges appointed by Chief Justice of the Supreme Court. See p. 41 for further details.
2. Appointed to new position effective 10-26-83.
3. Resigned effective 9-30-83.
4. Appointed effective 10-19-83.
5. Retired effective 3-31-84.
6. Appointed to Supreme Court effective 10-4-84.
7. Appointed effective 4-2-84.

COURTS OF APPEALS

Statistics for the Year Ending August 31, 1984 (Continued)

COUNTIES FROM WHICH CIVIL CASES WERE APPEALED TO A COURT OF APPEALS DURING FISCAL YEAR 1984

<u>County</u>	<u>Cases</u>	<u>County</u>	<u>Cases</u>	<u>County</u>	<u>Cases</u>	<u>County</u>	<u>Cases</u>
Harris	517	Maverick	8	Dallam	3	Martin	2
Dallas	493	Brown	7	Deaf Smith	3	McCulloch	2
Bexar	195	Caldwell	7	Fannin	3	Medina	2
Tarrant	150	Erath	7	Frio	3	Morris	2
Travis	147	Houston	7	Gonzales	3	Pecos	2
Nueces	86	Kleberg	7	Gray	3	Rains	2
El Paso	85	Rusk	7	Grimes	3	Red River	2
Jefferson	52	Scurry	7	Jack	3	Sabine	2
Webb	43	Wise	7	Lampasas	3	Somervell	2
Denton	38	Burnet	6	Lavaca	3	Swisher	2
Potter	37	Freestone	6	Lee	3	Titus	2
Galveston	36	Jasper	6	Limestone	3	Trinity	2
Hidalgo	34	Kaufman	6	Llano	3	Young	2
Cameron	30	Newton	6	Montague	3	Zapata	2
Fort Bend	30	Panola	6	Polk	3	Atascosa	1
Lubbock	30	Tom Green	6	Reeves	3	Austin	1
Smith	26	Van Zandt	6	Robertson	3	Briscoe	1
McLennan	25	Bee	5	San Augustine	3	Camp	1
Collin	24	Crosby	5	Stephens	3	Carson	1
Wichita	23	Harrison	5	Stonewall	3	Childress	1
Brazos	22	Hays	5	Terry	3	Coleman	1
Taylor	21	Hutchinson	5	Tyler	3	Collingsworth	1
Bowie	20	Lamar	5	Walker	3	Cottle	1
Brazoria	20	Liberty	5	Washington	3	Dawson	1
Gregg	20	Lipscomb	5	Willacy	3	Edwards	1
Jim Wells	19	Moore	5	Wood	3	Franklin	1
Bell	18	Nolan	5	Andrews	2	Gaines	1
Anderson	17	Wharton	5	Archer	2	Gillespie	1
Ector	17	Comal	4	Bandera	2	Goliad	1
Midland	15	Crockett	4	Bosque	2	Hall	1
Orange	15	Duval	4	Cass	2	Hill	1
San Patricio	15	Fayette	4	Chambers	2	Hockley	1
Hunt	13	Guadalupe	4	Colorado	2	Howard	1
Milam	13	Hale	4	Cooke	2	Kendall	1
Angelina	11	Hardin	4	Culberson	2	Kerr	1
Grayson	11	Hood	4	Delta	2	Kimble	1
Matagorda	11	Hopkins	4	Falls	2	Kinney	1
Montgomery	11	Jones	4	Fisher	2	Live Oak	1
Val Verde	11	Lamb	4	Foard	2	Ochiltree	1
Victoria	11	San Saba	4	Glasscock	2	Palo Pinto	1
Cherokee	10	Shelby	4	Hamilton	2	Reagan	1
Eastland	10	Starr	4	Haskell	2	Rockwall	1
Navarro	10	Upshur	4	Henderson	2	San Jacinto	1
Parker	10	Uvalde	4	Hudspeth	2	Terrell	1
Randall	10	Zavala	4	Jackson	2	Waller	1
Nacogdoches	9	Aransas	3	Karnes	2	Ward	1
Williamson	9	Bailey	3	Kent	2	Wilson	1
Burleson	8	Bastrop	3	Knox	2	Winkler	1
Comanche	8	Brooks	3	Leon	2		
Dimmit	8	Calhoun	3	Madison	2	TOTAL	2,963
Ellis	8	Callahan	3	Marion	2		
Johnson	8	Coryell	3				

COURTS OF APPEALS

Statistics for the Year Ending August 31, 1984 (Continued)

COUNTIES FROM WHICH CRIMINAL CASES WERE APPEALED TO A COURT OF APPEALS DURING FISCAL YEAR 1984

<u>County</u>	<u>Cases</u>	<u>County</u>	<u>Cases</u>	<u>County</u>	<u>Cases</u>	<u>County</u>	<u>Cases</u>
Harris	874	Liberty	8	Live Oak	4	Scheicher	2
Dallas	802	Milam	8	Medina	4	Wharton	2
El Paso	209	Navarro	8	Morris	4	Winkler	2
Bexar	175	Parker	8	Shelby	4	Austin	1
Tarrant	166	Victoria	8	Upton	4	Bastrop	1
Travis	150	Wichita	8	Ward	4	Baylor	1
Jefferson	136	Henderson	7	Andrews	3	Calhoun	1
Nueces	96	Randall	7	Bailey	3	Cass	1
Potter	70	Webb	7	Bee	3	Castro	1
Lubbock	62	Brown	6	Delta	3	Chambers	1
Bell	54	Burleson	6	Floyd	3	Childress	1
Cameron	50	Jackson	6	Hudspeth	3	Clay	1
McLennan	44	Moore	6	Jones	3	Coke	1
Galveston	43	Ochiltree	6	Karnes	3	Coryell	1
Denton	42	Stephens	6	Lamb	3	Crane	1
Taylor	39	Terry	6	Limestone	3	Crockett	1
Brazos	37	Van Zandt	6	Llano	3	Crosby	1
Midland	36	Angelina	5	Montague	3	Dallam	1
Grayson	34	Atascosa	5	Panola	3	Eastland	1
Smith	34	Cherokee	5	Reeves	3	Fayette	1
Collin	33	Freestone	5	Rusk	3	Fisher	1
Gregg	28	Frio	5	Tyler	3	Gillespie	1
Ector	23	Houston	5	Washington	3	Hall	1
Lamar	22	Jim Wells	5	Wilbarger	3	Hamilton	1
Orange	22	Kerr	5	Wise	3	Hockley	1
San Patricio	22	Kleberg	5	Aransas	2	Kimble	1
Williamson	22	Lampasas	5	Bandera	2	Knox	1
Hidalgo	20	Nolan	5	Brewster	2	Lee	1
Tom Green	20	Palo Pinto	5	Burnet	2	Leon	1
Nacogdoches	19	Refugio	5	Collingsworth	2	Marion	1
Caldwell	17	Titus	5	Comanche	2	Maverick	1
Fort Bend	16	Anderson	4	Culberson	2	McCulloch	1
Montgomery	14	Dawson	4	De Witt	2	Mills	1
Brazoria	13	Deaf Smith	4	Dimmit	2	Red River	1
Comal	12	Ellis	4	Gaines	2	Scurry	1
Guadalupe	12	Erath	4	Goliad	2	Shackelford	1
Bowie	11	Falls	4	Hardin	2	Sherman	1
Hale	11	Fannin	4	Hood	2	Somervell	1
Hunt	11	Gonzales	4	Howard	2	Swisher	1
Robertson	11	Gray	4	Jack	2	Trinity	1
Cooke	10	Grimes	4	Kaufman	2	Upshur	1
Hays	9	Harrison	4	Lynn	2	Waller	1
Hopkins	9	Hill	4	Mitchell	2	Wheeler	1
Val Verde	9	Hutchinson	4	Pecos	2	Wilson	1
Walker	9	Johnson	4	Rains	2	Wood	1
Young	9	Lavaca	4	Rockwall	2		
				San Jacinto	2	TOTAL	3,988