

COURTS OF APPEALS

Analysis of Activity for the Year Ending August 31, 1987

There are 14 Courts of Appeals in Texas which, since September 1, 1981, have heard intermediate appeals in both civil and criminal cases.

Courts of Appeals are located in Fort Worth, Austin, San Antonio, Dallas, Texarkana, Amarillo, El Paso, Beaumont, Waco, Eastland, Tyler, Corpus Christi, and Houston. Houston has two Courts of Appeals. Each court has jurisdiction over a geographical district.

Five of the courts have three justices each. The Dallas Court, with 13 justices, is the largest. There are 80 justices statewide.

Pending Caseloads Reduced Again

For the first time in five years, total pending caseloads of the 14 Courts of Appeals increased during state fiscal year 1987, which ended August 31, 1987.

The Courts disposed of 7,824 total cases during the year, an average of 98 dispositions (55 criminal and 43 civil) per justice. The pending caseload increased from 5,396 at the beginning of the fiscal year to 5,429 at the end of the year.

From calendar year 1974 through 1982, the total pending caseload of the Courts of Appeals grew larger each year as more cases than the courts were able to dispose of were added. On December 31, 1982, there were 6,816 total cases pending in the Courts of Appeals.

The trend was broken in calendar year 1983 when a surge in criminal dispositions reduced the total pending caseload by year's end. In fiscal year 1984, both civil and criminal caseloads were reduced during the year.

In fiscal year 1985, the civil caseload was reduced and the criminal caseload increased

Figure 4.

COURTS OF APPEALS

Cases filed, disposed and pending by court, year ending August 31, 1987

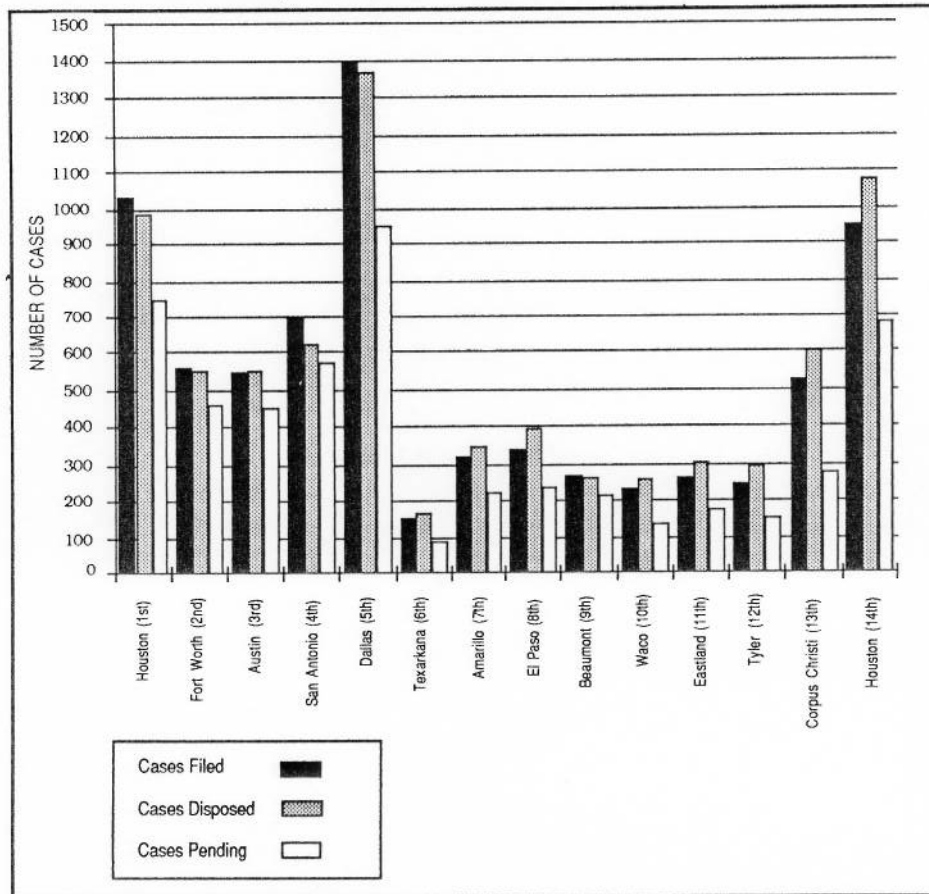
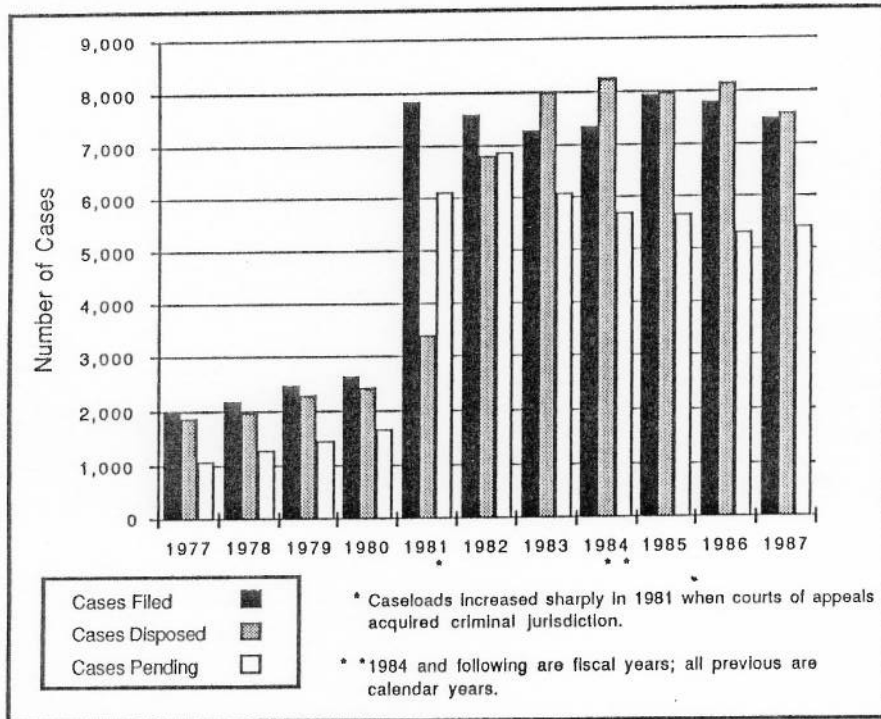


Figure 5.
COURTS OF APPEALS

Cases filed, disposed and pending, calendar year 1977 through fiscal year 1987.



slightly. In fiscal year 1986, both pending civil and criminal caseloads were again reduced.

The Courts of Appeals had 3,546 criminal cases and 1,850 civil cases pending as of September 1, 1986. On August 31, 1987, 3,246 criminal cases and 2,183 civil cases were pending. The state average for pending cases at year's end was 68 per justice. This compares to the 1982 high of 86 pending cases per justice.

The largest number of pending cases per justice (83) at the end of the fiscal year was in the First Court of Appeals in Houston. The lowest number per justice (31) was in the Sixth Court in Texarkana.

Filings Remain Virtually Constant

A total of 7,543 cases was filed in the Courts of Appeals during the fiscal year, which included 3,901 criminal cases and 3,642 civil cases. This was an increase of 1.5 percent from the 7,432 total new cases filed in fiscal year 1986. New criminal cases decreased 6.8 percent from the 4,165 filed in fiscal year 1986 and civil cases increased 11.5 percent from the 3,267 filed in fiscal year 1986.

Considering civil and criminal cases together, the First Court in Houston had the highest average number of new cases filed per justice (116) during

fiscal year 1987. The other courts ranged down to 52 cases per justice filed in the Sixth Court in Texarkana. State average filings were 94 per justice.

Approximately 26 percent of all new cases filed in a Court of Appeals in Texas in fiscal year 1987 were filed in one of the two Courts located in Houston. Approximately 19 percent of all cases filed in the State were filed in the Dallas Court of Appeals.

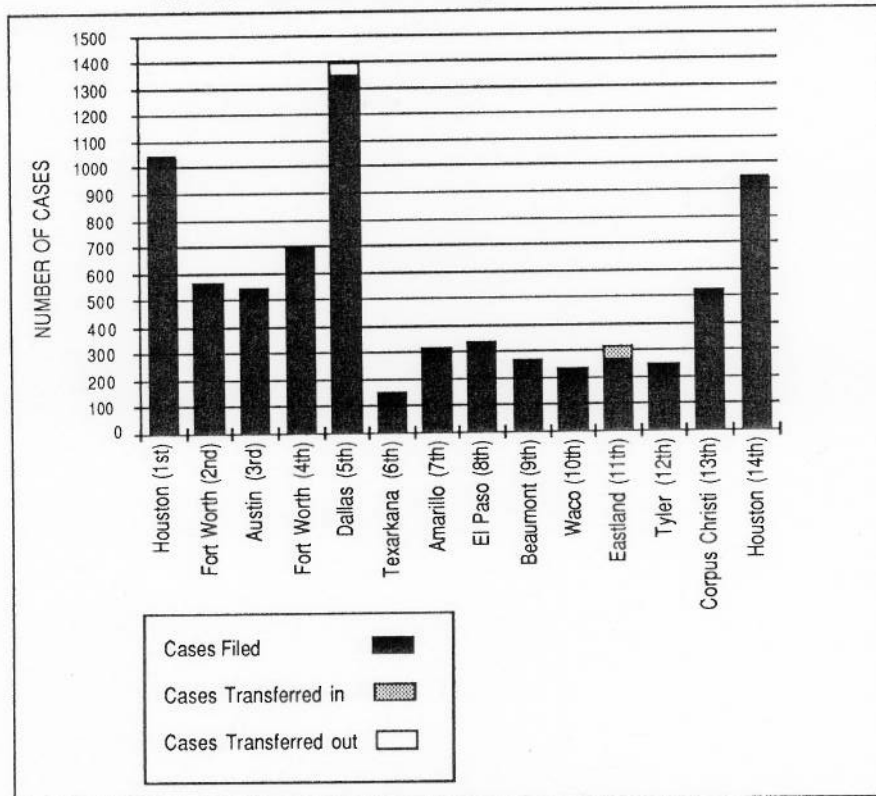
Civil Dispositions Increase

In fiscal year 1987, there were 3,426 civil dispositions by the Courts of Appeal, a decrease of 7 percent over the 3,684 civil dispositions in fiscal year 1986.

At the end of fiscal year 1987, 2,183 civil cases were pending on the dockets of the Courts of Appeals, 18 percent more than the 1,850 pending on September 1, 1986. Of those civil cases pending on August 31, 1987, 64 percent had been on the docket less than 6 months, 28 percent from 6 to 12 months, and 8 percent for more than 12 months.

The average lapse of time between the filing of a civil case in a Court of Appeals and its disposition ranged from 4.6 months in the Eleventh

Figure 6.
COURTS OF APPEALS
 Workloads and cases transferred, year ending August 31, 1987



Court in Eastland to 9.5 months in the Texarkana Court. The average lapse of time in the 14 courts for civil cases was 7.2 months.

A case is "submitted" when the court hears oral argument or when it is referred to the justices for formal consideration if no oral argument is heard. The average lapse of time from the submission of a civil case to the court and its disposition ranged from 0.7 months in the Fifth Court in Dallas to 3.1 months in the Amarillo Court. The average lapse of time for the 14 courts was 1.8 months.

Criminal dispositions decreased 1.8 percent from 4,477 dispositions in fiscal year 1986 to 4,398 dispositions in fiscal year 1987.

Of the 3,246 criminal cases pending in the Courts of Appeals at the end of fiscal year 1987, 56 percent had been on the docket less than 6 months, 32 percent from 6 to 12 months, and 12 percent more than 12 months.

The average lapse of time between the filing of a criminal case in a Court of Appeals and its disposition ranged from 6.4 months in the Eastland Court to 14 months in the Austin Court. The average lapse of time for the 14 courts was 9.8 months.

The average lapse of time between submission of a criminal appeal and its disposition ranged from 0.3 of a month in the Beaumont Court to 5

months in the Austin Court. The average lapse of time for the courts was 1.4 months.

The Fourteenth Court of Appeals in Houston disposed of the largest total number of cases per justice (120) during fiscal year 1987. The lowest number per justice (57) was in the Sixth Court at Texarkana. State average dispositions were 98 per justice.

In fiscal year 1987, the justices of the Courts of Appeals wrote 7,392 opinions, 4 percent fewer than the 7,741 written in 1986.

The Courts of Appeals reversed, at least in part, the decision of the trial court in 13 percent of the cases disposed of during fiscal year 1987, the same percentage as in fiscal year 1986.

While the 14 Courts of Appeals operate to a large extent as autonomous courts in specific geographic districts, some equalization of the dockets occurs by transfer of cases among the courts on order of the Supreme Court, pursuant to statutory authority. The Supreme Court transferred 26 civil cases and 34 criminal cases from Dallas to Eastland in fiscal year 1987, compared with 121 civil cases and 140 criminal cases transferred from the San Antonio and Tyler Courts to the Texarkana, Eastland and Corpus Christi Courts in fiscal year 1986.

COURTS OF APPEALS

Total of Reported Activity for Year Ending August 31, 1987

CRIMINAL & CIVIL CASES

	TOTALS	AVERAGES PER JUSTICE*
<u>CASES PENDING SEPTEMBER 1, 1986.</u>	5,396	67
<u>CASES ADDED DURING YEAR ENDING AUGUST 31, 1987:</u>		
New Cases Filed	7,543	94
Other Cases Added	314	4
TOTAL CASES ADDED DURING YEAR.	7,857	98
<u>CASES DISPOSED OF DURING YEAR:</u>		
Cases affirmed.	4,222	
Cases modified and/or reformed and affirmed . .	175	
Cases affirmed in part and in part reversed and remanded	83	
Cases affirmed in part and in part reversed and rendered	49	
Cases reversed and remanded	668	
Cases reversed and rendered	199	
Cases dismissed	1,473	
Cases otherwise disposed	927	
Cases consolidated into other cases	28	
TOTAL DISPOSITIONS DURING YEAR	7,824	98
<u>CASES PENDING AUGUST 31, 1987:</u>		
Civil cases pending	2,183	27
Criminal cases pending.	3,246	41
TOTAL CASES PENDING	5,429	68
<u>OPINIONS WRITTEN DURING YEAR</u>	7,392	92

* Averages based on 80 justices

COURTS OF APPEALS

Activity for the Year Ending August 31, 1987

	HOUSTON-1ST 9 JUSTICES		FORT WORTH-2ND 7 JUSTICES		AUSTIN-3RD 6 JUSTICES		SAN ANTONIO-4TH 7 JUSTICES		DALLAS-5TH 13 JUSTICES						
	CIVIL	CRIM TOTAL	CIVIL	CRIM TOTAL	CIVIL	CRIM TOTAL	CIVIL	CRIM TOTAL	CIVIL	CRIM TOTAL					
Cases pending September 1, 1986	184	483	667	190	240	430	169	274	443	200	280	480	286	633	919
New cases filed during year ending August 31, 1987	492	551	1043	279	285	564	268	281	549	367	329	696	709	692	1401
Cases transferred in	6	1	7	0	0	0	0	0	0	0	0	0	0	0	1
Cases transferred out	-1	0	-1	0	0	0	0	0	0	0	0	0	0	-26	-60
Rehearings granted	4	0	4	5	4	9	4	2	6	6	2	8	6	2	9
Cases reinstated	4	2	6	2	11	13	4	1	5	2	11	13	4	15	19
Cases remanded from higher courts	1	8	9	1	0	1	3	2	5	0	3	3	0	3	21
TOTAL CASES ON DOCKET	690	1045	1735	477	540	1017	448	560	1008	575	625	1200	990	1334	2324
Cases affirmed	151	409	560	115	198	313	87	213	300	89	174	263	164	584	748
Cases modified and/or reformed and affirmed	8	10	18	6	2	8	6	8	14	8	7	15	10	7	17
Cases affirmed in part and in part reversed and remanded	3	0	3	6	0	6	5	3	8	7	0	7	12	0	12
Cases affirmed in part and in part reversed and rendered	0	1	1	4	0	4	5	0	5	4	0	4	5	0	5
Cases reversed and remanded	51	40	91	18	19	37	30	14	44	32	22	54	56	48	104
Cases reversed and rendered	8	1	9	10	0	10	18	0	18	12	0	12	33	20	53
Cases dismissed	94	76	170	59	52	111	69	53	122	58	51	109	177	46	223
Cases otherwise disposed	107	8	115	60	6	66	24	18	42	119	41	160	147	64	211
Cases consolidated into other cases	8	11	19	0	0	0	1	0	1	0	0	0	1	0	1
TOTAL CASES DISPOSED	430	556	986	278	277	555	245	309	554	329	295	624	605	769	1374
Cases pending August 31, 1987:															
Pending up to 6 months	177	282	459	118	126	244	112	111	223	138	172	310	241	296	537
Pending from 6 to 12 months	67	144	211	49	99	148	67	93	160	74	104	178	123	224	347
Pending over 12 months	16	63	79	32	38	70	24	47	71	34	54	88	21	45	66
TOTAL CASES PENDING AUGUST 31, 1987	260	489	749	199	263	462	203	251	454	246	330	576	385	565	950
Average time between date of filing and disposition (months)	5.6	10.7	8.5	8.0	10.2	9.1	8.0	14.0	11.0	7.0	11.1	8.9	5.5	8.8	7.2
Avg time between date of submission and disposition (months)	1.2	1.1	1.1	2.8	2.2	2.5	3.0	5.0	4.0	2.0	2.4	2.2	0.7	0.7	0.7

COURTS OF APPEALS

Activity for the Year Ending August 31, 1987

(Continued)

	EASTLAND-11TH (3 JUSTICES)		TYLER-12TH (3 JUSTICES)		CORPUS CHRISTI-13TH (6 JUSTICES)		HOUSTON-14TH (9 JUSTICES)		GRAND TOTALS						
	CIVIL	CRIM TOTAL	CIVIL	CRIM TOTAL	CIVIL	CRIM TOTAL	CIVIL	CRIM TOTAL	CIVIL	CRIM TOTAL					
Cases pending September 1, 1986	49	119	71	121	123	207	330	200	590	790	1850	3546	5396		
New cases filed during year ending August 31, 1987	87	149	236	127	249	254	272	526	403	546	949	3642	3901	7543	
Cases transferred in	26	34	60	0	0	0	0	0	1	0	1	33	36	69	
Cases transferred out	0	0	0	0	-1	0	0	0	-6	-1	-7	-33	-36	-69	
Rehearings granted	1	1	2	0	0	9	0	9	10	11	21	66	31	97	
Cases reinstated	5	8	13	7	6	13	1	18	19	14	15	35	110	145	
Cases remanded from higher courts	1	7	8	0	0	2	2	4	0	0	0	16	56	72	
TOTAL CASES ON DOCKET	169	318	487	205	248	453	389	499	888	609	1160	1769	5609	7644	13253
Cases affirmed	33	142	175	35	104	139	96	201	297	123	527	650	1138	3084	4222
Cases modified and/or reformed and affirmed	3	1	4	5	3	8	10	4	14	12	19	31	86	89	175
Cases affirmed in part and in part reversed and remanded	3	0	3	8	0	8	6	0	6	7	3	10	76	7	83
Cases affirmed in part and in part reversed and rendered	2	0	2	3	0	3	7	0	7	5	0	5	48	1	49
Cases reversed and remanded	13	8	21	30	13	43	32	28	60	42	27	69	404	264	668
Cases reversed and rendered	6	1	7	5	6	11	17	2	19	18	1	19	157	42	199
Cases dismissed	26	45	71	27	28	55	51	94	145	93	80	173	800	673	1473
Cases otherwise disposed	12	10	22	24	4	28	40	17	57	92	26	118	707	220	927
Cases consolidated into other cases	0	2	2	0	0	0	0	0	0	0	5	5	10	18	28
TOTAL CASES DISPOSED	98	209	307	137	158	295	259	346	605	392	688	1080	3426	4398	7824
Cases pending August 31, 1987	56	92	148	51	56	107	97	101	198	138	301	439	1393	1819	3212
Pending up to 6 months	11	12	23	15	26	41	32	46	78	67	113	180	614	1036	1650
Pending from 6 to 12 months	4	5	9	2	8	10	1	6	7	12	58	70	176	391	567
Pending over 12 months	41	75	116	34	22	56	64	49	113	67	125	180	1303	1789	3093
TOTAL CASES PENDING AUGUST 31, 1987	71	109	180	68	90	158	130	153	283	217	472	689	2183	3246	5429
Average time between date of filing and disposition (months)	4.6	6.4	5.9	8.7	12.5	10.8	6.1	7.8	7.0	6.8	10.7	9.3	7.2	9.8	8.6
Avg time between date of submission and disposition (months)	1.2	0.5	0.7	2.2	1.1	1.6	2.1	1.5	1.7	1.3	0.7	0.9	1.8	1.4	1.6

COURTS OF APPEALS

Activity for the Year Ending August 31, 1987 (Continued)

OPINIONS WRITTEN BY JUSTICES OF THE COURTS OF APPEALS

COURT AND JUSTICES	Original Opinions On Merits	Concurring Opinions	Disseminating Opinions	Opinions Refusing Rehearing	*Opinions Granting Rehearing	Opinions Dismissing Appeal	Other Opinions	Per Curiam Opinions	TOTAL PER JUSTICE	TOTAL PER COURT
FIRST, HOUSTON										
81 Frank G. Evans	1	2	1	0	0	3	0	23	111	
80 James F. Warren	1	1	1	0	0	2	0	23	113	
70 Jackson B. (Jack) Smith	2	2	2	0	0	2	0	22	98	
78 Sam Bass	0	0	0	0	0	5	0	22	163	
84 Lee Duggan, Jr.	1	0	0	0	0	2	0	23	113	
71 Murray B. Cohen	1	1	1	0	0	2	0	21	96	
76 Ben G. Levy	2	12	1	0	0	1	0	17	111	
77 Ken Hoyt	1	9	0	0	0	2	0	22	108	
70 Camille Dunn	2	3	4	0	0	5	0	21	105	
1 Assigned Justices	0	0	0	0	0	0	0	0	1	959
SECOND, FORT WORTH										
55 Howard M. Fender	1	2	0	0	0	0	1	1	60	
52 William E. Burdick	0	5	0	0	0	0	0	3	60	
49 Joe Spurlock II	0	0	0	0	0	1	0	1	31	
56 John Hill	0	1	1	0	0	0	0	1	52	
2 Harry Hopkins	0	0	0	0	0	0	0	2	23	
57 David Keltner	2	2	1	0	0	2	0	3	79	
3 David Ferris	0	1	0	0	0	0	1	0	17	
15 Hel Lettmore	2	0	0	0	0	0	0	0	17	
1 Assigned Justices	0	1	0	0	0	0	0	0	24	445
THIRD, AUSTIN										
40 Bob Shannon	1	1	2	0	0	1	0	43	88	
35 John Powers	0	0	1	1	1	0	1	43	79	
32 Jim Brady	0	5	1	2	1	0	0	41	83	
33 Robert A. (Bob) Gannage	0	2	0	0	1	2	0	42	80	
45 James L. Carroll	0	2	4	1	1	1	0	42	83	
23 Marilyn Aboussie	1	0	0	0	1	1	0	41	67	
10 Assigned Justices	0	0	0	0	0	0	0	0	10	504
FOURTH, SAN ANTONIO										
21 Carlos C. Cadena	11	7	0	0	0	0	6	74	121	
38 Rudy Esquivel	0	3	0	0	0	0	1	46	88	
62 Shirley W. Butts	4	10	0	0	1	0	2	15	94	
52 Antonio G. Cantu	7	2	0	0	0	0	2	25	88	
44 Blair Reeves	2	0	0	0	0	2	3	24	75	
4 Pete Tijerina	0	1	0	0	0	0	0	1	5	
69 Preston H. Dial, Jr.	0	2	0	0	0	0	2	6	79	
41 Alfonso Chapa	2	3	0	0	0	0	2	5	51	
3 Assigned Justices	0	0	0	0	0	0	0	0	3	602
FIFTH, DALLAS										
12 Clarence A. Guttard	0	2	0	0	0	0	2	4	20	
8 Craig Enoch	0	1	0	0	0	2	0	4	19	
14 Fred M. Akin	0	3	3	0	0	0	4	3	27	
69 Bill J. Stephens	0	0	1	0	0	0	0	25	97	
14 John C. Vance	0	0	0	0	0	0	0	6	20	
68 Warren Whitham	20	7	0	0	0	0	5	14	114	
60 Annette Stewart	0	0	0	1	1	0	0	15	85	
63 Joseph A. Devany	1	4	2	1	0	0	6	17	92	
68 Charles Ben Howell	0	6	1	1	0	0	1	10	85	
98 Pat McClung	0	2	1	0	0	2	2	10	115	
54 John L. McCraw, Jr.	17	10	0	0	0	0	2	21	134	
23 Dr. T. Scales	1	2	0	0	0	0	0	9	26	
18 Cynthia Hollingsworth	0	2	0	0	0	0	0	7	59	
40 Gordon Rowe	0	3	0	0	1	0	2	13	50	
35 Nathan Hecht	0	0	0	0	0	0	5	6	56	
3 James Baker	3	3	0	0	0	0	1	12	47	
3 Sue Legerde	0	2	0	0	0	0	2	4	43	
38 Linda Thomas	1	0	0	0	0	0	0	9	9	
1 Lawrence B. Mitchell	0	0	0	0	0	0	0	3	25	
16 Assigned Justices	0	0	0	0	0	0	0	0	0	1,123

<u>SIXTH, TEXARKANA</u>									
34	2	0	4	0	1	14	19	74	
William J. Cornelius								75	
Charles Bierl	38	3	1	0	1	9	22	80	
Ben Z. Grant	32	0	5	0	0	14	23	80	230
Assigned Justices	0	0	0	0	0	0	1	1	
<u>SEVENTH, AMARILLO</u>									
58	0	1	4	0	5	2	51	101	
Charles L. Reynolds								64	
Carlton B. Dodson	36	1	2	0	10	7	25	107	
Richard N. Countiss	69	0	2	0	5	1	18	104	
John T. Boyd	74	1	2	0	0	0	20	104	
Assigned Justices	0	0	0	0	0	0	1	1	377
<u>EIGHTH, EL PASO</u>									
78	1	0	7	1	2	3	20	112	
Max N. Osborn								78	
Charles R. Schulte	63	0	1	0	0	1	12	84	
Albert Almandariz, Sr.	24	0	1	0	0	1	1	27	
Lawrence L. Fuller	66	1	1	0	2	1	12	85	
Jerry Woodard	51	0	0	0	0	1	6	58	360
<u>NINTH, BEAUMONT</u>									
60	1	0	2	1	5	8	12	89	
Martin Dies, Jr.	49	7	0	2	8	6	15	84	
Jack Brookshire	89	6	1	0	10	7	14	141	324
Don Burgess									
<u>TENTH, WACO</u>									
71	0	0	0	1	11	1	0	84	
Frank G. McDonald	67	1	0	0	14	3	0	85	
Vic Hall	60	0	2	2	11	0	3	85	
Bob L. Thomas	7	0	0	0	0	0	0	7	261
Assigned Justices									
<u>ELEVENTH, EASTLAND</u>									
57	0	0	1	0	1	0	38	97	
Austin McCloud	32	0	1	0	0	0	14	47	
Bate Johnson	49	3	3	1	0	0	32	88	
Bob Dickens	41	0	1	0	0	0	13	55	
William G. Arnot	3	0	0	0	0	0	0	3	290
Assigned Justices									
<u>TWELFTH, TYLER</u>									
45	0	0	1	0	4	0	43	93	
J. W. Summers	58	0	0	0	0	0	43	101	
Paul S. Colley	54	0	0	0	2	0	41	97	291
J. W. (Bill) Bass, Jr.									
<u>THIRTEENTH, CORPUS CHRISTI</u>									
76	0	2	5	0	2	0	31	116	
Paul W. Nye	75	1	0	0	0	0	31	107	
Norman L. Utter	76	1	1	1	5	0	30	116	
Noah Kennedy	66	0	3	0	0	0	31	102	
Robert J. Seerden	26	1	0	0	0	0	11	38	
Fortunato P. (Pete) Benavides	72	1	1	1	0	0	30	106	
J. Bonner Dorsey	1	0	0	0	0	0	0	1	586
Assigned Justices									
<u>FOURTEENTH, HOUSTON</u>									
66	2	4	0	2	3	0	40	117	
J. Curtiss Brown	69	0	0	0	5	0	27	104	
Paul Pressler	67	1	0	0	9	0	37	114	
William E. Junell	72	0	6	1	4	0	31	114	
Paul C. Murphy	78	2	2	2	4	0	33	123	
Sam Robertson	75	4	1	0	4	0	28	116	
Ross A. Sears	77	0	0	0	1	0	31	109	
Bill Cannon	77	0	0	0	2	0	35	114	
Joe L. Draughn	84	0	3	0	4	0	38	129	1,040
George T. Ellis									
TOTALS	4,831	138	190	84	21	182	1,786	7,392	7,392

Ordinarily, these are comparable to an original opinion on the merits.

1. Retired appellate judges appointed by the Chief Justice of the Supreme Court.

2. Left office 1-1-87.

3. Elected eff. 1-1-87.

4. Resigned eff. 9-30-86.

5. Appointed eff. 10-30-86.

6. Resigned eff. 2-28-87.

7. Appointed eff. 2-28-87.

8. Resigned eff. 1-1-87.

9. Appointed eff. 9-30-86, left office 12-18-86.

10. Resigned eff. 12-23-86.

11. Appointed eff. 12-23-86.

COURTS OF APPEALS

Activity for the Year Ending August 31, 1987

(Continued)

COUNTIES FROM WHICH CASES WERE APPEALED TO A COURT OF APPEALS DURING FISCAL YEAR 1987

COUNTY	CIVIL	CRIMINAL	TOTAL	COUNTY	CIVIL	CRIMINAL	TOTAL
Harris	716	918	1634	Scurry	4	11	15
Dallas	637	605	1242	Henderson	7	7	14
Bexar	254	212	466	Houston	8	6	14
Travis	192	118	310	Matagorda	10	4	14
Tarrant	122	145	267	Austin	6	7	13
Nueces	94	104	198	Bee	5	8	13
El Paso	80	92	172	Eastland	6	7	13
Galveston	60	54	114	Freestone	4	9	13
Jefferson	60	50	110	Hale	3	9	12
Cameron	48	45	93	Hill	6	6	12
Lubbock	36	55	91	Hutchinson	8	3	11
Collin	38	50	88	Maverick	7	4	11
Smith	43	45	88	Milam	6	5	11
Brazos	31	54	85	Moore	8	3	11
Taylor	16	67	83	Nacogdoches	3	8	11
Bell	12	70	82	Waller	5	6	11
Hidalgo	38	42	80	Ellis	7	3	10
Ector	25	42	67	Erath	2	8	10
Webb	34	28	62	Gray	4	6	10
Brazoria	34	27	61	Hood	4	6	10
Potter	18	42	60	Hopkins	2	8	10
Gregg	14	43	57	Jim Wells	5	5	10
Denton	23	31	54	Limestone	5	5	10
McLennan	18	27	45	Parker	5	5	10
Midland	22	23	45	Uvalde	3	7	10
Montgomery	11	31	42	Aransas	3	6	9
Fort Bend	23	17	40	Deaf Smith	3	6	9
Victoria	19	17	36	Gaines	4	5	9
Kerr	8	22	30	Hays	5	4	9
Wichita	9	21	30	Kleberg	3	6	9
Bowie	16	13	29	Polk	6	3	9
Navarro	6	23	29	Shelby	5	4	9
Grayson	11	16	27	Tom Green	3	6	9
Orange	14	13	27	Upshur	4	5	9
Hunt	11	15	26	Washington	4	5	9
San Patricio	10	16	26	Bosque	4	4	8
Williamson	11	15	26	Cherokee	7	1	8
Anderson	16	8	24	Coryell	1	7	8
Caldwell	3	20	23	Hockley	7	1	8
Comal	6	17	23	Nolan	5	3	8
Johnson	12	11	23	Panola	7	1	8
Lamar	4	19	23	Titus	5	3	8
Palo Pinto	3	20	23	Wilson	4	4	8
Walker	11	12	23	Angelina	4	3	7
Randall	19	2	21	Atascosa	1	6	7
Bastrop	11	9	20	Burleson	6	1	7
Robertson	5	15	20	Cooke	3	4	7
Val Verde	6	14	20	Grimes	4	3	7
Harrison	13	6	19	Jasper	6	1	7
Liberty	12	7	19	Leon	3	4	7
Guadalupe	6	10	16	Sabine	4	3	7
Hardin	14	2	16	Starr	5	2	7
Kaufman	10	6	16	Van Zandt	5	2	7
Rusk	9	7	16	Wharton	4	3	7
Brown	8	7	15	Bandera	4	2	6
Comanche	10	5	15	Calhoun	4	2	6

COURTS OF APPEALS

Activity for the Year Ending August 31, 1987

(Continued)

COUNTIES FROM WHICH CASES WERE APPEALED TO A COURT OF APPEALS DURING FISCAL YEAR 1987

COUNTY	CIVIL	CRIMINAL	TOTAL	COUNTY	CIVIL	CRIMINAL	TOTAL
Callahan	6		6	Jones		3	3
Camp	2	4	6	Kendall	3		3
Castro	3	3	6	Lamb	3		3
Howard	5	1	6	Lavaca	1		3
Karnes	2	4	6	Lee	2	1	3
Lampasas	2	4	6	Mason	2	1	3
Marion	3	3	6	McCulloch	3		3
Mitchell	3	3	6	Montague	1	2	3
Morris	5	1	6	Rains	2	1	3
Newton	5	1	6	Ward	2	1	3
San Jacinto	5	1	6	Blanco	2		2
Stephens	3	3	6	Coleman	1	1	2
Winkler	4	2	6	Concho		2	2
Wise	3	3	6	Crane	2		2
Wood	6		6	Dawson	1	1	2
Young	4	2	6	Delta		2	2
Chambers	1	4	5	Donley	1	1	2
Childress	2	3	5	Garza	2		2
Dewitt	3	2	5	Hall	1	1	2
Falls	5		5	Hemphill	2		2
Gillespie	2	3	5	Irion	2		2
Gonzales	3	2	5	Mills	2		2
Live Oak	5		5	Presidio	1	1	2
Llano	1	4	5	San Augustine	1	1	2
Medina	5		5	San Saba		2	2
Reagan	3	2	5	Sherman	1	1	2
Refugio	1	4	5	Sutton	2		2
Terry		5	5	Trinity	2		2
Willacy	2	3	5	Wilbarger		2	2
Brooks	2	2	4	Zapata	2		2
Burnet	2	2	4	Archer		1	1
Colorado	2	2	4	Bailey	1		1
Crosby	4		4	Carson	1		1
Fannin	1	3	4	Clay		1	1
Fayette	2	2	4	Collingsworth	1		1
Goliad		4	4	Cottle	1		1
Jackson	1	3	4	Culberson		1	1
Madison	1	3	4	Dickens	1		1
Ochiltree	2	2	4	Dimmit	1		1
Pecos	1	3	4	Edwards	1		1
Red River	2	2	4	Fisher	1		1
Reeves		4	4	Foard	1		1
Rockwall	2	2	4	Franklin		1	1
Shackelford		4	4	Haskell		1	1
Swisher		4	4	Kimble	1		1
Tyler	3	1	4	Kinney	1		1
Yoakum	1	3	4	Knox		1	1
Andrews	3		3	La Salle	1		1
Baylor	2	1	3	Lynn	1		1
Cass	2	1	3	Menard		1	1
Dallam	2	1	3	Schleicher	1		1
Duval	1	2	3	Somervell	1		1
Hamilton		3	3	Throckmorton		1	1
Hudspeth	3		3	Wheeler	1		1
Jack		3	3	Zavala	1		1