

COURTS OF APPEALS

Analysis of Activity for the Year Ending August 31, 1988

There are 14 Courts of Appeals in Texas which, since September 1, 1981, have heard intermediate appeals in both civil and criminal cases.

Courts of Appeals are located in Fort Worth, Austin, San Antonio, Dallas, Texarkana, Amarillo, El Paso, Beaumont, Waco, Eastland, Tyler, Corpus Christi, and Houston. Houston has two Courts of Appeals. Each court has jurisdiction over a geographical district.

Five of the courts have three justices each. The Dallas Court, with 13 justices is the largest. There are 80 justices statewide.

Pending Caseloads Increased Again

For the second consecutive year, total pending caseloads of the 14 Courts of Appeals increased during state fiscal year 1988, which ended August 31, 1988.

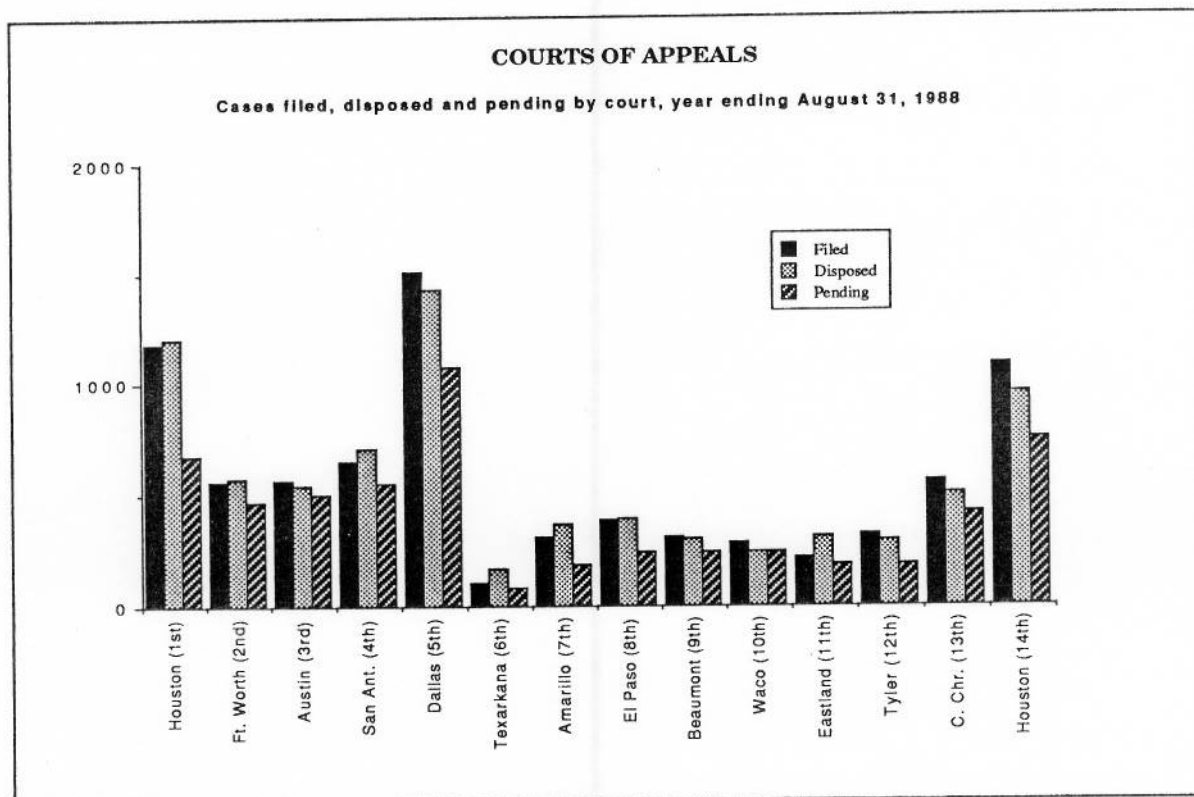
The Courts disposed of 7,984 total cases during the year, an average of 100 dispositions (52 criminal and 48 civil) per justice. The pending caseload increased from 5,450 at the beginning of the fiscal year to 5,716 at the end of the year.

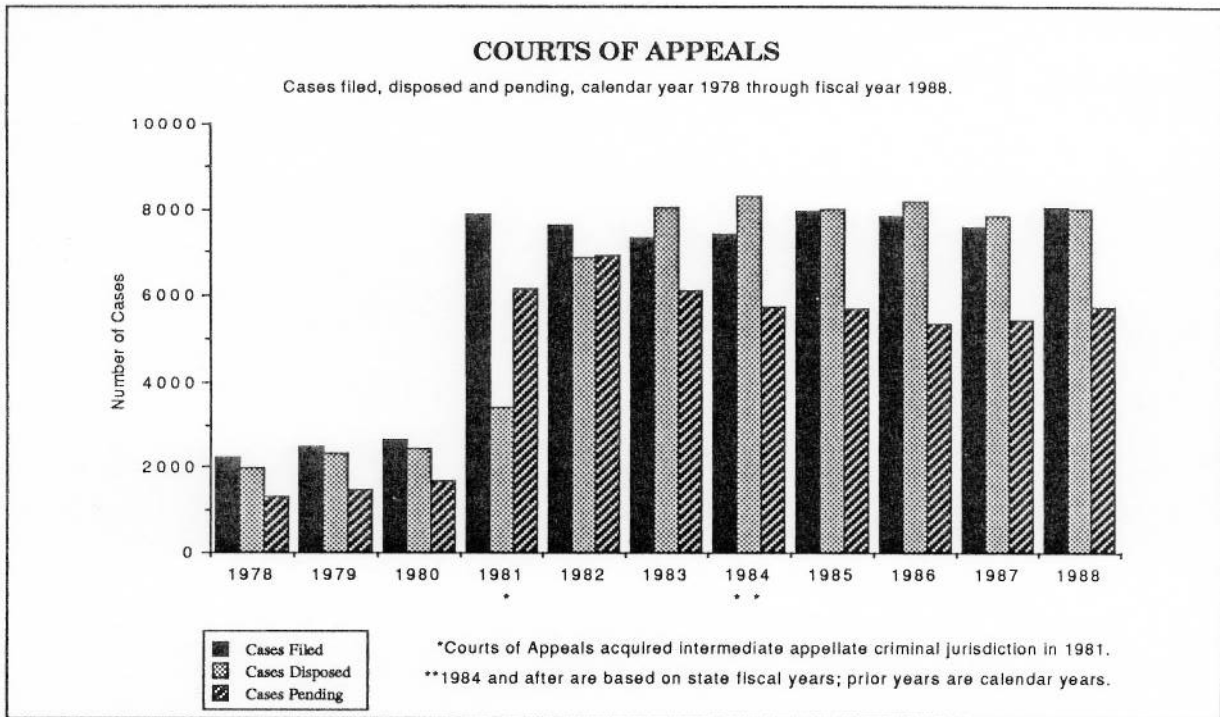
From calendar year 1974 through 1982, the total pending caseload of the Courts of Appeals grew larger each year as more cases than the courts were able to dispose of were added. On December 31, 1982, there were 6,816 total cases pending in the Courts of Appeals.

The trend was broken in calendar year 1983 when a surge in criminal dispositions reduced the total pending caseload by year's end. In fiscal year 1984, both civil and criminal caseloads were reduced during the year.

In fiscal year 1985, the civil caseload was reduced and the criminal caseload increased slightly. In fiscal year 1986, both pending civil and criminal caseloads were again reduced.

The Courts of Appeals had 3,256 criminal cases and 2,194 civil cases pending as of September 1, 1987. On August 31, 1988, 3,481 criminal cases and 2,235 civil cases were pending. The state average for pending cases at year's end was 71.5 per justice. This compares to the 1982 high of 86 pending cases per justice.





The largest number of pending cases per justice (83) at the end of the fiscal year was in the Third Court of Appeals in Austin. The lowest number per justice (31) was in the Sixth Court in Texarkana.

Case Filings Increase

A total of 8,004 cases was filed in the Courts of Appeals during the fiscal year, which included 3,780 criminal cases and 4,224 civil cases. This was an increase of 6.1 percent from the 7,543 total new cases filed in fiscal year 1987. New criminal cases decreased 3.1 percent from the 3,901 filed in fiscal year 1987 and civil cases increased 16 percent from the 3,642 filed in fiscal year 1987.

Considering civil and criminal cases together, the First Court in Houston had the highest average number of new cases filed per justice (131) during fiscal year 1988. The other courts ranged down to 36 cases per justice filed in the Sixth Court in Texarkana. State average filings were 100 per justice.

Approximately 28 percent of all new cases filed in a Court of Appeals in Texas in fiscal year 1988 were filed in one of the two Courts located in Houston. Approximately 19 percent of all cases filed in the State were filed in the Dallas Court of Appeals.

Civil Dispositions Increase

In fiscal year 1988, there were 3,832 civil dispositions by the Courts of Appeal, an increase of

11.9 percent over the 3,426 civil dispositions in fiscal year 1987.

At the end of fiscal year 1988, 2,235 civil cases were pending on the dockets of the Courts of Appeals, 1.9 percent more than the 2,194 pending on September 1, 1987. Of those civil cases pending on August 31, 1988, 58.4 percent had been on the docket less than 6 months, 30 percent from 6 to 12 months, and 11.5 percent for more than 12 months.

The average lapse of time between the filing of a civil case in a Court of Appeals and its disposition ranged from 6 months in the First Court in Houston to 8.9 months in the Austin Court. The average lapse of time in the 14 courts for civil cases was 7 months.

A case is "submitted" when the court hears oral argument or when it is referred to the justices for formal consideration if no oral argument is heard. The average lapse of time from the submission of a civil case to the court and its disposition ranged from 0.7 months in the Eighth Court in El Paso to 3.5 months in the Austin Court. The average lapse of time for the 14 courts was 1.9 months.

Criminal dispositions decreased 5.6 percent from 4,398 dispositions in fiscal year 1987 to 4,152 dispositions in fiscal year 1988.

Of the 3,481 criminal cases pending in the Courts of Appeals at the end of fiscal year 1988, 55 percent had been on the docket less than 6 months, 33

percent from 6 to 12 months, and 12 percent more than 12 months.

The average lapse of time between the filing of a criminal case in a Court of Appeals and its disposition ranged from 6.4 months in the Eastland Court to 12.1 months in the San Antonio Court. The average lapse of time for the 14 courts was 9.3 months.

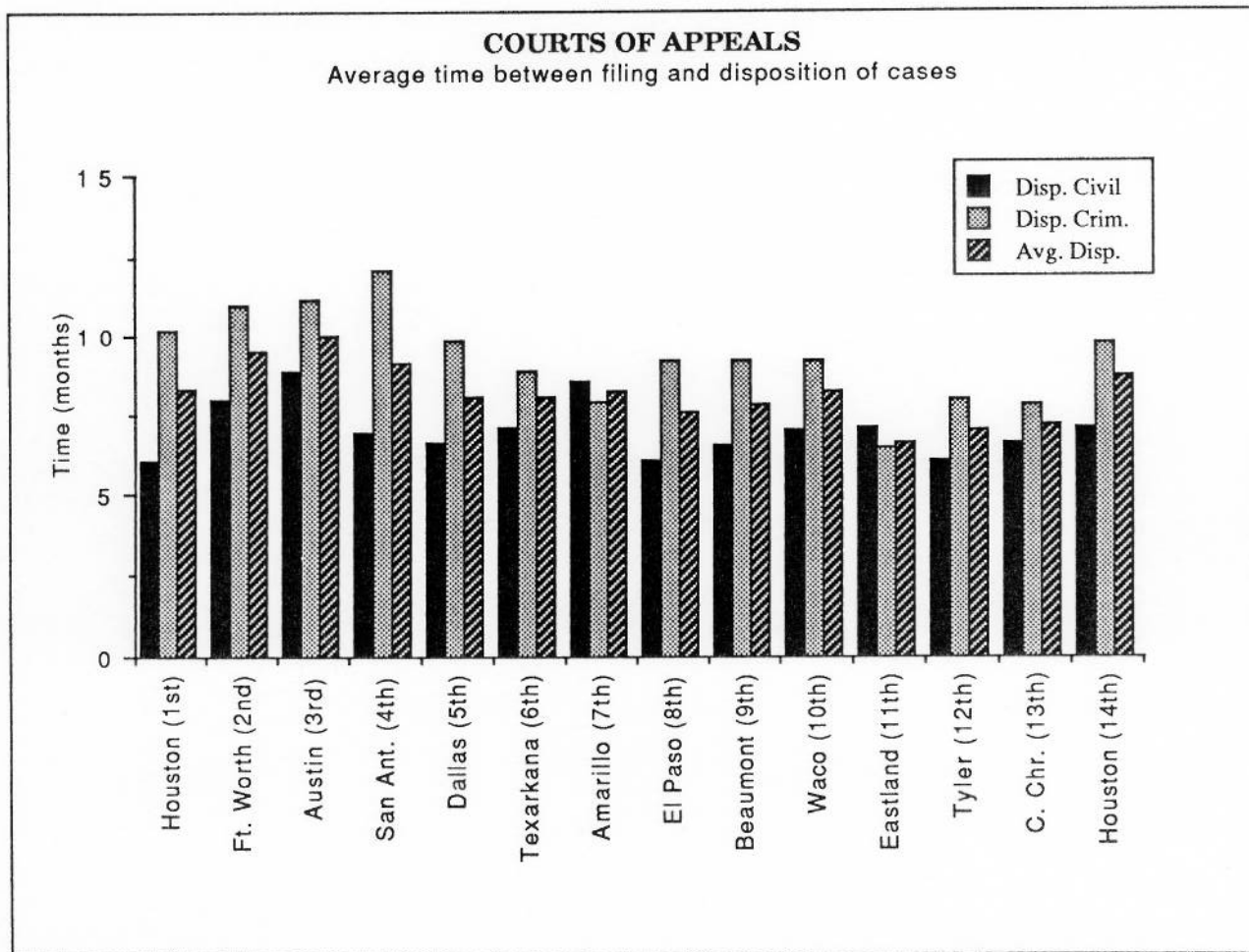
The average lapse of time between submission of a criminal appeal and its disposition ranged from 0.4 of a month in the El Paso and Beaumont Courts to 3.9 months in the Austin Court. The average lapse of time for the courts was 1.6 months.

The First Court of Appeals in Houston disposed of the largest total number of cases per justice (134) during fiscal year 1988. The lowest number per justice (58) was in the Sixth Court at Texarkana. State average dispositions were 100 per justice.

In fiscal year 1988, the justices of the Courts of Appeals wrote 7,538 opinions, 2 percent more than the 7,392 written in 1987.

The Courts of Appeals reversed, at least in part, the decision of the trial court in 14.6 percent of the cases disposed of during the fiscal year 1988, a 1.6 percent increase over fiscal year 1987.

While the 14 Courts of Appeals operate to a large extent as autonomous courts in specific geographic districts, some equalization of the dockets occurs by transfer of cases among the courts on order of the Supreme Court, pursuant to statutory authority. The Supreme Court transferred a total of 18 civil cases and 176 criminal cases among the courts in fiscal year 1988, compared with 33 civil cases and 36 criminal cases transferred in fiscal year 1987.



COURTS OF APPEALS

Total of Reported Activity for the Year Ending August 31, 1988

CRIMINAL & CIVIL CASES

	<u>TOTALS</u>	<u>AVERAGES PER JUDGE¹</u>
Cases Pending September 1, 1987	5450	68
Cases Added During Year Ending August 31, 1988:		
New Cases Filed	8004	100
Other Cases Added	<u>246</u>	<u>3</u>
TOTAL CASES ADDED DURING YEAR	8250	103
Cases Disposed of During Year:		
Cases affirmed	4026	
Cases modified and/or reformed and affirmed	190	
Cases affirmed in part and in part reversed and remanded	76	
Cases affirmed in part and in part reversed and rendered	46	
Cases reversed and remanded	833	
Cases reversed and rendered	210	
Cases dismissed	1590	
Cases otherwise disposed	986	
Cases consolidated into other cases	<u>27</u>	
TOTAL DISPOSITIONS DURING YEAR	7984	100
Cases Pending August 31, 1988:		
Civil cases pending	2235	28
Criminal cases pending	<u>3481</u>	<u>44</u>
TOTAL CASES PENDING	5716	72
Opinions Written During Year:	7538	94

¹Averages based on 80 justices

COURTS OF APPEALS

Activity for the Year Ending August 31, 1988

	Houston-1st 9 Justices		Fort Worth-2nd 7 Justices		Austin-3rd 6 Justices		San Antonio-4th 7 Justices		Dallas-5th 13 Justices				
	Civil	Crim Total	Civil	Crim Total	Civil	Crim Total	Civil	Crim Total	Civil	Crim Total			
Cases pending September 1, 1987	260	496	756	200	263	463	454	246	330	576	385	565	950
New cases filed during year ending August 31, 1988.	525	656	1181	256	301	557	569	395	255	650	750	758	1508
Cases transferred in	0	7	7	0	0	0	0	0	0	0	0	0	0
Cases transferred out	-17	-75	-92	0	0	0	-1	0	0	0	0	0	0
Rehearings granted	5	5	10	6	12	18	2	3	2	8	12	9	21
Cases reinstated	1	2	3	3	2	5	2	0	2	6	1	1	2
Cases remanded from higher courts	2	2	11	0	0	0	3	3	1	8	4	12	16
TOTAL CASES ON DOCKET	776	1100	1876	465	578	1043	484	598	1248	1152	1345	2497	
Cases affirmed	140	486	626	112	196	308	113	204	317	211	526	737	
Cases modified and/or affirmed	12	17	29	9	10	19	3	12	21	17	7	24	
Cases affirmed in part and in part reversed and remanded	7	0	7	4	0	4	6	0	6	8	0	8	
Cases affirmed in part and in part reversed and remanded	7	0	7	7	0	7	7	0	2	3	0	3	
Cases reversed and remanded	63	57	120	27	27	54	27	12	39	43	38	81	143
Cases reversed and rendered	20	1	21	15	0	15	15	4	19	11	3	14	51
Cases dismissed	140	83	223	61	52	113	76	41	117	85	21	106	232
Cases otherwise disposed	148	5	153	48	6	54	25	11	36	133	22	155	227
Cases consolidated into other cases	7	12	19	0	0	0	0	0	0	0	0	0	0
TOTAL CASES DISPOSED	544	661	1205	283	291	574	272	300	702	746	679	1425	
Cases pending August 31, 1988:													
Pending up to 6 months	150	257	407	105	149	254	111	134	257	232	414	646	
Pending from 6 to 12 months	52	127	179	42	96	138	69	80	160	141	215	356	
Pending from 12 to 24 months	27	53	80	29	40	69	27	34	118	33	34	67	
Pending over 24 months	3	2	5	6	2	8	5	11	11	0	3	3	
TOTAL CASES PENDING AUGUST 31, 1988	232	439	671	182	287	469	212	298	546	406	666	1072	
Avg. time between filing & disposition (months)	6.0	10.2	8.3	8	11	9.5	8.9	12.1	9.1	6.6	9.9	8.1	
Avg. time between submission & disposition (months)	1.1	1.2	1.1	2.9	2.6	2.7	3.5	3.9	3.0	1.2	1.4	1.3	

COURTS OF APPEALS

Activity for the Year Ending August 31, 1988

(Continued)

	Texarkana-6th 3 Justices		Amarillo-7th 4 Justices		El Paso-8th 4 Justices		Beaumont-9th 3 Justices		Waco-10th 3 Justices			
	Civil	Crim Total	Civil	Crim Total	Civil	Crim Total	Civil	Crim Total	Civil	Crim Total		
Cases pending September 1, 1987	38	56	94	109	119	228	94	146	240	45	101	146
New cases filed during year ending August 31, 1988.49	58	107	148	162	310	182	204	386	101	146	247
Cases transferred in	16	35	51	0	0	0	0	0	0	1	0	1
Cases transferred out	0	0	0	0	0	0	0	0	0	0	0	0
Rehearings granted	1	4	5	2	2	4	7	0	7	3	0	3
Cases reinstated	0	0	0	1	12	13	1	2	3	0	2	2
Cases remanded from higher courts	1	1	2	0	3	3	1	1	2	0	3	2
TOTAL CASES ON DOCKET	105	154	259	260	298	558	285	353	638	150	251	401
Cases affirmed27	65	92	70	137	207	74	117	191	44	86	130
Cases modified and/or reformed and affirmed.	4	0	4	8	1	9	0	1	1	1	3	4
Cases affirmed in part and in part reversed and remanded	0	0	0	3	2	5	3	1	4	6	0	6
Cases affirmed in part and in part reversed and rendered	0	0	0	4	0	4	2	0	2	2	2	4
Cases reversed and remanded16	14	30	19	14	33	38	26	64	30	14	44
Cases reversed and rendered	4	1	5	12	5	17	13	3	16	6	0	6
Cases dismissed15	17	32	27	32	59	43	47	90	31	26	57
Cases otherwise disposed10	1	11	25	10	35	23	4	27	44	11	55
Cases consolidated into other cases	0	0	0	0	2	2	0	0	0	0	0	0
TOTAL CASES DISPOSED76	98	174	168	203	371	196	199	395	164	142	306
Cases pending August 31, 1988:												
Pending up to 6 months19	26	45	55	71	126	74	89	163	57	75	132
Pending from 6 to 12 months10	26	36	33	22	55	13	51	64	36	38	74
Pending from 12 to 24 months	0	4	4	4	2	6	2	14	16	20	10	30
Pending over 24 months	0	0	0	0	0	0	0	0	0	5	1	6
TOTAL CASES PENDING AUGUST 31, 198829	56	85	92	95	187	89	154	243	118	124	242
Avg. time between filing & disposition (months)	7.1	8.9	8.1	8.6	7.9	8.2	6	9.2	7.6	6.5	9.2	7.8
Avg. time between submission & disposition (months).	1.8	1.5	1.6	1.6	.6	1	.7	.4	.6	1.1	.4	.8

Cases pending August 31, 1988:

	Civil	Crim Total	Civil	Crim Total	Civil	Crim Total	Civil	Crim Total	Civil	Crim Total
Pending up to 6 months	36	62	98	17	43	60	1	4	5	0
Pending from 6 to 12 months	36	62	98	17	43	60	1	4	5	0
Pending from 12 to 24 months	1	4	5	0	0	0	0	0	0	0
Pending over 24 months	0	0	0	0	0	0	0	0	0	0

COURTS OF APPEALS

Activity for the Year Ending August 31, 1988

(Continued)

	Eastland-11th 3 Justices		Tyler-12th 3 Justices		Corpus Christi-13th 6 Justices		Houston-14th 9 Justices		Grand Totals			
	Civil	Crim	Civil	Crim	Civil	Crim	Civil	Crim	Civil	Crim		
Cases pending September 1, 1987	71	109	180	68	92	160	287	471	696	2194	3256	5450
New cases filed during year ending August 31, 1988.83	135	218	142	179	321	556	645	1080	3780	4224	8004
Cases transferred in	0	80	80	0	0	0	54	1	0	18	176	194
Cases transferred out	0	-1	-1	0	0	0	0	0	-100	-18	-176	-194
Rehearings granted	0	4	4	0	3	3	7	9	15	58	56	114
Cases reinstated	1	10	11	0	0	0	4	3	0	21	39	60
Cases remanded from higher courts	0	8	8	0	1	1	3	0	1	14	58	72
TOTAL CASES ON DOCKET	155	345	500	210	275	485	911	673	1696	6067	7633	13700
Cases affirmed56	126	182	31	92	123	191	107	358	1217	2809	4026
Cases modified and/or reformed and affirmed.	2	4	4	5	2	7	14	16	23	98	92	190
Cases affirmed in part and in part reversed and remanded	4	1	5	2	0	2	4	11	0	64	12	76
Cases affirmed in part and in part reversed and rendered	2	0	2	0	0	0	4	0	2	40	6	46
Cases reversed and remanded17	9	26	25	18	43	70	34	34	480	353	833
Cases reversed and rendered	2	1	3	7	6	13	10	10	6	165	45	210
Cases dismissed19	44	63	34	33	67	152	123	114	961	629	1590
Cases otherwise disposed	9	14	23	36	6	42	52	81	24	799	187	986
Cases consolidated into other cases	0	1	1	0	0	0	0	1	4	8	19	27
TOTAL CASES DISPOSED	111	198	309	140	157	297	497	383	948	3832	4152	7984
Cases pending August 31, 1988:												
Pending up to 6 months27	126	153	51	69	120	271	160	179	1306	1930	3236
Pending from 6 to 12 months11	14	25	15	35	50	120	97	199	671	1140	1811
Pending from 12 to 24 months3	7	10	4	14	18	23	32	77	224	400	624
Pending over 24 months2	0	2	0	0	0	0	1	3	34	11	45
TOTAL CASES PENDING AUGUST 31, 198844	147	191	70	118	188	414	290	458	2235	3481	5716
Avg. time between filing & disposition (months)71	6.4	6.6	6.0	8	7	7.2	7.1	9.8	7.0	9.3	8.2
Avg. time between submission & disposition (months)	2.1	.8	1.3	1.7	1.5	1.6	2.3	1.5	1.2	1.9	1.6	1.7

COURTS OF APPEALS

Activity for the Year Ending August 31, 1988

OPINIONS WRITTEN BY JUSTICES OF THE COURTS OF APPEALS

COURT AND JUSTICES	Original Opinions On Merits	Concurring Opinions	Dissenting Opinions	Opinions Refusing Rehearing	*Opinions Granting Rehearing	Opinions Dismissing Appeal	Other Opinions	Per Curiam Opinions	TOTAL PER JUSTICE	TOTAL PER COURT
FIRST, HOUSTON										
Frank G. Evans	76	5	4	7	0	2	0	63	157	
James F. Warren	88	0	2	1	0	6	0	48	145	
Jackson B. Smith	82	0	2	1	0	3	0	47	135	
Sam Bass	95	2	5	0	0	2	0	40	144	
Lee Duggan, Jr.	91	1	4	0	0	2	0	38	136	
Murry B. Cohen	102	4	2	1	0	2	0	34	145	
Ben G. Levy	101	1	9	0	1	0	0	43	155	
D. Camille Dunn	86	1	7	2	0	0	0	34	130	
¹ Richard E. Stephanow	14	0	0	0	0	1	0	9	24	
² Ken Hoyt	47	2	1	2	1	1	0	15	69	
³ Assigned Justices	20	0	0	0	0	0	0	1	21	1261
SECOND, FORT WORTH										
Howard M. Fender	86	0	0	1	0	1	2	2	92	
William E. Burdock	87	0	1	1	0	0	6	2	97	
Joe Spurlock, II	62	0	3	0	0	0	0	0	65	
John Hill	69	0	2	1	0	4	3	4	83	
David Farris	91	0	5	0	0	5	1	1	103	
David Keltner	66	3	4	0	0	10	8	0	91	
Hal Lattimore	70	0	0	0	0	1	2	1	74	
³ Assigned Judges	13	0	0	0	0	0	0	0	13	618
THIRD, AUSTIN										
Bob Shannon	43	0	1	1	0	0	0	40	85	
John Powers	39	1	1	2	0	0	0	40	83	
Jim Brady	28	0	4	2	0	0	0	40	74	
Robert A. Gammage	37	0	2	2	1	0	0	40	82	
James L. Carroll	42	0	0	1	2	0	0	40	85	
Marilyn Aboussie	38	0	1	0	1	0	1	41	82	
³ Assigned Judges	9	0	0	1	0	0	0	0	10	501
FOURTH, SAN ANTONIO										
Carlos C. Cadena	26	18	3	0	0	0	2	51	100	
Rudy Esquivel	62	2	5	0	0	1	1	24	95	
Shirley W. Butts	67	2	7	0	0	3	3	17	99	
Antonio G. Cantu	36	4	3	0	0	0	1	23	67	
Blair Reeves	70	1	1	0	0	0	1	9	82	
Preston H. Dial, Jr	66	1	6	0	0	1	0	24	98	
Alfonso Chapa	71	4	2	0	0	0	10	27	114	
³ Assigned Judges	18	1	0	0	0	0	1	0	20	675
FIFTH, DALLAS										
Craig Enoch	32	0	0	0	0	3	8	19	62	
Bill J. Stephens	51	0	10	0	0	0	8	14	83	
Warren Whitham	61	3	1	1	0	0	1	16	83	
Joseph A. Devany	67	2	1	0	0	0	3	10	83	
Charles Ben Howell	67	2	10	1	0	0	5	1	86	
Pat McClung	62	1	2	0	0	1	4	3	73	
Annette Stewart	54	0	1	0	1	0	3	13	72	
Gordon Rowe	60	1	0	0	0	0	2	14	77	
Nathan Hecht	70	4	1	2	0	0	5	16	98	
James Baker	64	0	3	0	0	3	2	14	86	
Sue Lagarde	62	3	0	0	1	0	4	15	85	
Linda Thomas	74	5	1	0	0	0	2	9	91	
¹ John L. McCraw, Jr.	17	0	5	0	0	0	1	6	29	
² Ed Kinkeade	25	2	1	0	0	0	3	7	38	
³ Assigned Judges	18	8	0	0	0	0	1	1	28	1074
SIXTH, TEXARKANA										
William J. Cornelius	42	2	1	3	1	0	5	17	71	
Charles Bleil	33	3	5	1	0	2	6	18	68	
Ben Z. Grant	40	3	1	4	0	0	4	21	73	
³ Assigned Judges	1	0	0	1	0	0	0	1	3	215

COURTS OF APPEALS

Activity for the Year Ending August 31, 1988

(Continued)

OPINIONS WRITTEN BY JUSTICES OF THE COURTS OF APPEALS

(Continued)

COURT AND JUSTICES	Original Opinions On Merits	Opinions Concurring Opinions	*Opinions Dissenting Opinions	Opinions Refusing Rehearing	TOTAL Granting Rehearing	TOTAL Dismissing Appeal	Other Opinions	Per Curiam Opinions	PER JUSTICE	PER COURT
SEVENTH, AMARILLO										
Charles L. Reynolds	78	2	0	6	0	19	2	1	108	
Carlton B. Dodson	85	0	0	5	1	11	3	3	108	
*Richard N. Countiss	46	0	1	0	0	10	5	0	62	
John T. Boyd	90	0	0	5	0	14	6	0	115	393
EIGHTH, EL PASO										
Max N. Osborn	64	1	1	1	0	0	4	12	83	
Charles R. Schulte	58	0	1	0	0	1	0	4	64	
Lawrence L. Fuller	70	1	0	0	0	1	0	7	79	
Jerry Woodard	82	0	1	1	0	3	2	9	98	324
NINTH, BEAUMONT										
Martin Dies, Jr.	79	0	1	0	2	5	7	3	97	
Jack Brookshire	53	3	16	0	0	8	3	2	85	
Don Burgess	74	8	25	0	1	7	6	2	123	305
TENTH, WACO										
Frank G. McDonald	73	0	0	0	3	9	5	0	90	
Vic Hall	55	0	0	2	1	12	1	2	73	
Bob L. Thomas	33	0	1	0	0	18	1	1	54	
*Assigned Judges	21	0	1	0	0	0	0	1	23	240
ELEVENTH, EASTLAND										
Austin McCloud	57	0	0	1	1	1	0	22	82	
Bob Dickenson	68	0	2	4	0	0	0	24	98	
William G. Arnot	40	0	0	0	2	0	0	22	64	
*Assigned Judges	13	0	0	0	0	0	0	0	13	257
TWELFTH, TYLER										
J. W. Summers	34	1	0	1	0	3	0	59	98	
Paul S. Colley	48	1	1	3	0	1	2	55	111	
J. W. (Bill) Bass, Jr.	38	0	0	0	0	0	0	59	97	
*Assigned Judges	0	0	0	0	0	0	0	1	1	307
THIRTEENTH, CORPUS CHRISTI										
Paul W. Nye	42	2	2	9	1	0	0	28	84	
Norman L. Utter	49	0	0	0	0	2	0	26	77	
Noah Kennedy	42	0	1	0	0	1	0	26	70	
Robert J. Seerden	54	0	0	2	0	1	1	26	84	
Fortunato Benavides	43	1	1	0	0	0	0	27	72	
J. Bonner Dorsey	64	1	1	3	0	3	0	26	98	485
FOURTEENTH, HOUSTON										
J. Curtiss Brown	62	2	1	0	0	6	0	34	105	
Paul Pressler	84	0	1	0	0	4	0	25	114	
William E. Junell	61	0	1	0	0	5	0	25	92	
Paul C. Murphy	66	2	2	1	0	2	1	28	102	
Sam Robertson	74	1	2	0	0	7	0	28	112	
Ross A. Sears	52	3	11	0	0	8	0	34	108	
Bill Cannon	68	0	0	0	0	11	0	30	109	
Joe L. Draughn	74	1	1	0	0	14	0	32	122	
George T. Ellis	74	1	4	0	0	5	0	28	74	938
TOTALS	5066	123	209	83	21	246	156	1725	7593	7593

*Ordinarily, these are comparable to an original opinion on the merits.
 †Appointed eff. 6/7/88.
 ‡Resigned eff. 6/7/88.
 §Retired appellate justices appointed by the Chief Justice of the Supreme Court.
 ¶Resigned eff. 1/7/88.
 ††Appointed eff. 1/7/88.
 ‡‡Resigned eff. 6/7/88.

COURTS OF APPEALS
Activity for the Year Ending August 31, 1988
(Continued)

**COUNTIES FROM WHICH CASES WERE APPEALED TO A
COURT OF APPEALS DURING FISCAL YEAR 1988**

<u>COUNTY</u>	<u>CIVIL</u>	<u>CRIMINAL</u>	<u>TOTAL</u>	<u>COUNTY</u>	<u>CIVIL</u>	<u>CRIMINAL</u>	<u>TOTAL</u>
Harris	776	1136	1912	Ellis	10	7	17
Dallas	672	647	1319	Hale	0	17	17
Bexar	270	154	424	Robertson	8	9	17
Tarrant	168	186	354	Jim Wells	12	4	16
Travis	179	120	299	Rusk	13	3	16
Nueces	98	88	186	Angelina	8	7	15
El Paso	79	91	170	Cherokee	9	6	15
Cameron	61	72	133	Eastland	1	14	15
Jefferson	53	69	122	Nacogdoches	8	7	15
Galveston	60	54	114	Brown	7	7	14
Collin	39	63	102	Freestone	4	10	14
Lubbock	41	56	97	Rains	2	12	14
Ector	29	61	90	Val Verde	4	10	14
Bell	22	65	87	Hays	6	7	13
Denton	30	52	82	Houston	13	0	13
Gregg	24	55	79	Karnes	3	10	13
Smith	37	40	77	Madison	3	10	13
Taylor	26	44	70	Aransas	6	6	12
Potter	26	43	69	Howard	5	7	12
Brazos	29	39	68	Kaufman	7	5	12
Webb	42	23	65	Atascosa	2	9	11
Hidalgo	38	26	64	Austin	5	5	10
McLennan	22	41	63	DeWitt	2	8	10
Montgomery	23	38	61	Harrison	5	5	10
Fort Bend	29	29	58	Kerr	5	5	10
Brazoria	33	22	55	Matagorda	10	0	10
Midland	29	25	54	Milam	2	8	10
Wichita	22	22	44	Moore	5	5	10
Victoria	19	16	35	Pecos	8	2	10
Henderson	8	25	33	Reeves	2	8	10
Palo Pinto	7	24	31	Wharton	8	2	10
Grayson	12	17	29	Hill	4	5	9
Hunt	9	20	29	Hockley	4	5	9
Randall	16	12	28	Kleberg	7	2	9
San Patricio	8	19	27	Limestone	4	5	9
Williamson	10	17	27	Medina	7	2	9
Bastrop	11	15	26	Nolan	6	3	9
Caldwell	11	15	26	Tyler	5	4	9
Hood	8	18	26	Van Zandt	4	5	9
Liberty	8	18	26	Andrews	4	4	8
Anderson	15	10	25	Burnet	4	4	8
Parker	8	17	25	Calhoun	5	3	8
Johnson	11	13	24	Grimes	4	4	8
Guadalupe	9	14	23	Rockwall	3	5	8
Tom Green	11	12	23	San Saba	1	7	8
Navarro	5	17	22	Titus	3	5	8
Orange	10	12	22	Upshur	4	4	8
Bowie	13	8	21	Willacy	6	2	8
Erath	6	14	20	Cooke	4	3	7
Walker	10	10	20	Goliad	3	4	7
Hopkins	6	13	19	Gonzales	2	5	7
Bee	5	13	18	Gray	4	3	7
Comal	6	12	18	Jackson	2	5	7
Lamar	4	14	18	Polk	5	2	7

COURTS OF APPEALS
Activity for the Year Ending August 31, 1988
(Continued)

**COUNTIES FROM WHICH CASES WERE APPEALED TO A
COURT OF APPEALS DURING FISCAL YEAR 1988**

<u>COUNTY</u>	<u>CIVIL</u>	<u>CRIMINAL</u>	<u>TOTAL</u>	<u>COUNTY</u>	<u>CIVIL</u>	<u>CRIMINAL</u>	<u>TOTAL</u>
Uvalde	6	1	7	Ward	3	0	3
Waller	2	5	7	Wheeler	2	1	3
Wise	7	0	7	Wilbarger	0	3	3
Burleson	3	3	6	Zavala	1	2	3
Chambers	4	2	6	Castro	2	0	2
Duval	6	0	6	Clay	2	0	2
Falls	3	3	6	Coleman	2	0	2
Fannin	2	4	6	Coryell	2	0	2
Frio	2	4	6	Cottle	2	0	2
Hardin	4	2	6	Edwards	2	0	2
Jones	3	3	6	Hemphill	2	0	2
Lee	6	0	6	Hutchison	1	1	2
Ochiltree	6	0	6	Jasper	2	0	2
Winkler	3	3	6	Kendall	2	0	2
Cass	0	5	5	LaSalle	1	1	2
Deaf Smith	1	4	5	Lamb	0	2	2
Fayette	2	3	5	McCulloch	2	0	2
Franklin	2	3	5	Mills	1	1	2
Gillespie	2	3	5	Newton	1	1	2
Hamilton	4	1	5	Refugio	0	2	2
Leon	4	1	5	San Augustine	1	1	2
Maverick	3	2	5	Starr	2	0	2
Panola	5	0	5	Washington	2	0	2
Shelby	3	2	5	Wilson	1	1	2
Wood	3	2	5	Bandera	0	1	1
Zapata	5	0	5	Baylor	0	1	1
Bailey	3	1	4	Blanco	0	1	1
Callahan	4	0	4	Brewster	0	1	1
Carson	2	2	4	Childress	0	1	1
Colorado	2	2	4	Collingsworth	1	0	1
Comanche	2	2	4	Concho	1	0	1
Dimmit	2	2	4	Crosby	1	0	1
Fisher	3	1	4	Dallam	1	0	1
Gaines	2	2	4	Dickens	0	1	1
Kimble	1	3	4	Garza	1	0	1
Lipscomb	4	0	4	Glasscock	1	0	1
Live Oak	2	2	4	Hall	0	1	1
Llano	0	4	4	Hardeman	1	0	1
Marion	2	2	4	Hartley	1	0	1
Mitchell	1	3	4	Jim Hogg	1	0	1
Scurry	0	4	4	Kenedy	0	1	1
Young	3	1	4	Lavaca	0	1	1
Bosque	2	1	3	Mason	0	1	1
Brooks	1	2	3	Menard	1	0	1
Camp	1	2	3	Parmer	1	0	1
Crockett	1	2	3	Real	0	1	1
Jack	1	2	3	Sabine	0	1	1
Lampasas	0	3	3	San Jacinto	1	0	1
Mooris	1	2	3	Sherman	1	0	1
Reagan	2	1	3	Somervell	1	0	1
Red River	2	1	3	Terry	0	1	1
Stephens	0	3	3	Throckmorton	1	0	1
Trinity	1	2	3	Yoakum	0	1	1