

IN THE COURT OF CRIMINAL APPEALS OF TEXAS

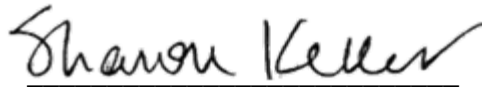
Misc. Docket No. 18-023

ORDER AMENDING APPENDIX E OF THE TEXAS RULES OF APPELLATE PROCEDURE

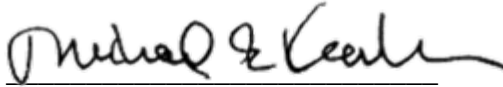
ORDERED that:

1. On September 10, 2018, the Court of Criminal Appeals signed Miscellaneous Docket Order 18-018 proposing amendments to Appendix E of the Rules of Appellate Procedure and invited public comments. The public comment period has expired.
2. The Court has reviewed any comments received. This order incorporates all revisions and contains the final version of these rule amendments.
3. Pursuant to section 22.108 of the Texas Government Code, the Court of Criminal Appeals amends Appendix E of the Rules of Appellate Procedure. The amendments will take effect on December 1, 2018.
4. The Clerk is directed to:
 - a. file a copy of this order with the Secretary of State;
 - b. cause a copy of this order to be mailed to each registered member of the State Bar of Texas by publication in the *Texas Bar Journal*;
 - c. send a copy of this order to each elected member of the Legislature; and
 - d. submit a copy of the order for publication in the *Texas Register*.


Dated: October 30, 2018.




Sharon Keller, Presiding Judge




Michael Keasler, Judge




Barbara Hervey, Judge




Elsa Alcalá, Judge



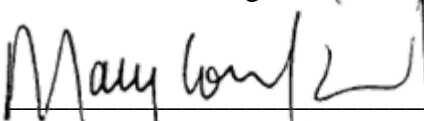
Bert Richardson, Judge




Kevin P. Yeary, Judge



David Newell, Judge



Mary Lou Keel, Judge



Scott Walker, Judge

IN THE SUPREME COURT OF TEXAS


Misc. Docket No. 18-9153

ORDER AMENDING APPENDIX E OF THE TEXAS RULES OF APPELLATE PROCEDURE

ORDERED that:

1. By order dated September 10, 2018, in Misc. Docket No. 18-018, the Court of Criminal Appeals proposed amendments to Appendix E of the Texas Rules of Appellate Procedure and invited public comments. This joint order contains the final version of the amendments, which are effective December 1, 2018.
2. The Clerk is directed to:
 - a. file a copy of this order with the Secretary of State;
 - b. cause a copy of this order to be mailed to each registered member of the State Bar of Texas by publication in the *Texas Bar Journal*;
 - c. send a copy of this order to each elected member of the Legislature; and
 - d. submit a copy of the order for publication in the *Texas Register*.

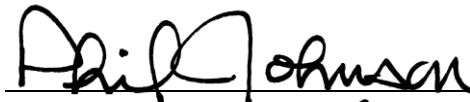
Dated: November 5, 2018.




Nathan L. Hecht, Chief Justice




Paul W. Green, Justice




Phil Johnson, Justice




Eva M. Guzman, Justice




Debra H. Lehrmann, Justice



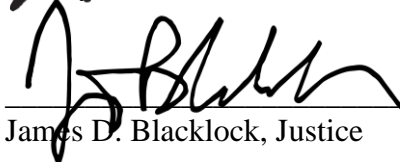
Jeffrey S. Boyd, Justice



John F. Devine, Justice



Jeffrey V. Brown, Justice



James D. Blacklock, Justice

APPENDIX E
COURT OF CRIMINAL APPEALS OF TEXAS
APPLICATION FOR A WRIT OF HABEAS CORPUS
SEEKING RELIEF FROM FINAL FELONY CONVICTION
UNDER CODE OF CRIMINAL PROCEDURE, ARTICLE 11.07

DEFINITIONS

In this application form:

1. “Applicant” means a person seeking relief in an application for a writ of habeas corpus from his or her felony conviction imposing a sentence other than the death penalty or a probated sentence that has not been revoked. An applicant can be an inmate or a non-inmate whose liberty is restrained.
2. “Inmate” means a person who is in custody in a prison or jail.
3. “Petitioner” means a person, **including an attorney or a non-attorney**, presenting an application for a writ of habeas corpus on behalf of another person (the applicant). Any petitioner may present an application on behalf of an applicant for the purpose of obtaining relief from the applicant’s felony conviction. However, the petitioner presenting the application form must sign and attest that he or she has consulted with the applicant concerning the application and the applicant has given consent to the filing of this application form.

INSTRUCTIONS

1. **All applicants and petitioners, including attorneys, must use the complete application form.** You must use this application form, which begins on the page following these instructions, to file an application, or an amended or supplemental application, for a writ of habeas corpus seeking relief **from a final felony conviction under Article 11.07 of the Code of Criminal Procedure.** (This application form is not for death-penalty cases, probated sentences which have not been revoked, misdemeanors, or pretrial habeas applications under Article 11.08 of the Code of Criminal Procedure.)
2. **Failure to follow these instructions may cause your entire application to be dismissed.**
3. The district clerk of the county in which you were convicted will make this application form available to you, on request, without charge. The form can also be obtained from the Court of Criminal Appeals’ website.
4. You must **file** the entire application form, including those sections that do not apply to you. If any pages are missing from the form, or if the questions have been renumbered or omitted, your entire application may be dismissed as non-compliant.
5. You must make a separate application on a separate form for each case number from which you seek relief. Even if the judgments were entered in the same court on the same day, you must complete a separate application form for each case number. If a case number has multiple counts, include all the counts on one application form.

6. You **must** include all grounds for relief on the application form as provided by the instructions under item 18. You **must** also briefly summarize the facts of your ground on the application form as provided by the instructions under item 18. Each ground shall begin on a new page, and the recitation of the facts supporting the ground shall be no longer than the two pages provided for the ground in the form.
7. Answer every item that applies to you on the application form. Do not attach any additional pages for any ground. However, if you have more than five grounds for relief, you may include additional copies of pages 14 and 15 to add more grounds for relief. Additional grounds must still comply with instruction 6.
8. Legal citations and arguments may be made in a separate memorandum that complies with Texas Rule of Appellate Procedure 73 and certifies that the document does not exceed 15,000 words if computer-generated or 50 pages if not.
9. You must verify the application form by signing either the appropriate Unsworn Declaration or the “Oath Before a Notary Public,” which are at the end of this form. If you are a petitioner presenting the application on behalf of an applicant, you may sign and verify the application form on behalf of the applicant. **However, any petitioner who signs and verifies the application form may be prosecuted and convicted for aggravated perjury if the application form contains any false statement of a material fact.**
10. When the application form is fully completed, mail the original and any exhibits and memorandum of law to the district clerk of the county of conviction or electronically file the application form with the district clerk of the county of conviction following the current electronic filing rules for criminal cases. Keep a copy of the application form for your records.
11. You must notify the district clerk of the county of conviction of any change in your address or email address after you have filed your application form. In addition, after the application form has been received by the Court of Criminal Appeals, you must notify the Clerk of the Court of Criminal Appeals of any change in your address or email address.
12. **Warning: If the application form does not include all of the grounds for relief, additional grounds brought at a later date may be procedurally barred.** *See* TEX. CODE CRIM. PROC. Art. 11.07 § 4.

Case No. _____

(The district clerk of the county of conviction will fill in this blank.)

**IN THE COURT OF CRIMINAL APPEALS OF TEXAS
APPLICATION FOR A WRIT OF HABEAS CORPUS
SEEKING RELIEF FROM FINAL FELONY CONVICTION
UNDER CODE OF CRIMINAL PROCEDURE ARTICLE 11.07**

NAME: _____

DATE OF BIRTH: _____

PLACE OF CONFINEMENT: _____

WARDEN: _____

TDCJ-CID NUMBER: _____ **SID NUMBER:** _____

(1) This application concerns (check all that apply):

- | | |
|---------------------------------------|--|
| <input type="checkbox"/> a conviction | <input type="checkbox"/> parole |
| <input type="checkbox"/> a sentence | <input type="checkbox"/> mandatory supervision |
| <input type="checkbox"/> time credit | <input type="checkbox"/> out-of-time appeal or petition for discretionary review |

(2) What are the court number and county of the district court in which you were convicted?

(3) What was the case number in the trial court? (Put only one case number here, even if it includes multiple counts. You must make a separate application on a separate form for other case numbers.)

(4) What was the name of the trial judge?

(5) **Were you represented by counsel? If yes, provide the attorney's name:**

(6) **What was the date that the judgment was entered?**

(7) **For what offense were you convicted and what was the sentence?**

(8) **If you were sentenced on more than one count of an indictment in the same court at the same time, what counts were you convicted of and what was the sentence in each count?**

(9) **What was the plea you entered? (Check one.)**

guilty-open plea

guilty-plea bargain

not guilty

***nolo contendere*/no contest**

If you entered different pleas to counts in a multi-count indictment, please explain:

(10) **What kind of trial did you have?**

no jury

jury for guilt and punishment

jury for guilt, judge for punishment

(11) Did you testify at trial? If yes, at what phase of the trial did you testify?

(12) Has your sentence discharged? yes no

If you answered yes, when did your sentence discharge? _____

(13) Did you appeal from the judgment of conviction?

yes no

If you did appeal, answer the following questions:

(A) Which court of appeals decided the appeal? _____

(B) What was the case number? _____

(C) Were you represented by counsel on appeal? If yes, provide the attorney's name: _____

(D) What was the decision and the date of the decision? _____

(14) Did you file a petition for discretionary review in the Court of Criminal Appeals?

yes no

If you did file a petition for discretionary review, answer the following questions:

(A) What was the case number? _____

(B) What was the decision and the date of the decision? _____

(15) Have you previously filed an application for a writ of habeas corpus under Article 11.07 of the Texas Code of Criminal Procedure challenging *the conviction in this case number*?

yes no

If you answered yes, answer the following questions:

(A) What was the Court of Criminal Appeals' writ number? _____

(B) What was the decision and the date of the decision? _____

(C) Please briefly explain why the current grounds were not presented and could not have been presented in your previous application.

(16) Do you currently have any petition or appeal pending in any other state or federal court?

yes **no**

If you answered yes, please provide the name of the court and the case number:

(17) If you are presenting a time credit claim, other than for pre-sentence jail time credit, have you exhausted your administrative remedies by presenting the time credit claim to the time credit resolution system of the Texas Department of Criminal Justice? (This requirement applies to any final felony conviction, including state jail felonies.)

yes **no**

If you answered yes, answer the following questions:

(A) What date did you present the claim to the time credit resolution system?

(B) Did you receive a decision and, if yes, what was the date of the decision? _____

If you answered no, please explain why you have not presented your time credit claim to the time credit resolution system of the Texas Department of Criminal Justice:

-
-
-
-
- (18) **Beginning on page 6, state concisely every legal ground for why you think that you are being illegally confined or restrained and then briefly summarize the facts supporting each ground. You must present each ground and a brief summary of the facts on the application form. If your grounds and a brief summary of the facts have not been presented on the application form, the Court will not consider your grounds. A factual summary that merely references an attached memorandum or another ground for relief will not constitute a sufficient summary of the facts.**

If you have more than four grounds, use pages 14 and 15 of the application form, which you may copy as many times as needed to give you a separate page for each ground, with each ground numbered in sequence. The recitation of the facts supporting each ground must be no longer than the two pages provided for the ground in the form.

You may include with the application form a memorandum of law if you want to present legal authorities or provide greater factual detail, but the Court will *not* consider grounds for relief set out in a memorandum of law that were not raised on the application form. The memorandum of law must comply with Texas Rule of Appellate Procedure 73 and must not exceed 15,000 words if computer-generated or 50 pages if not. If you are challenging the validity of your conviction, please include a summary of the facts pertaining to your offense and trial in your memorandum of law.

If the application form does not include all of the grounds for relief, additional grounds brought at a later date may be procedurally barred.

GROUND ONE:

FACTS SUPPORTING GROUND ONE:

GROUND TWO:

FACTS SUPPORTING GROUND TWO:

GROUND THREE:

FACTS SUPPORTING GROUND THREE:

GROUND FOUR:

FACTS SUPPORTING GROUND FOUR:

WHEREFORE, I PRAY THAT THE COURT GRANT THE RELIEF TO WHICH APPLICANT MAY BE ENTITLED IN THIS PROCEEDING.

VERIFICATION

This application form *must be verified* in one of the following ways by either an applicant or a petitioner or it may be dismissed for noncompliance.

Applicants

In order to verify this application form, an applicant must sign one of the following:

- (1) the “Unsworn Declaration” for inmates (page 16) if applicant is an inmate; or
- (2) the “Unsworn Declaration” for non-inmates (page 17) if applicant is not an inmate; or
- (3) the “Oath Before a Notary Public” before a notary public (page 18).

Petitioners

If a petitioner, including an attorney, presents an application form on behalf of an applicant, the petitioner may verify the application form for the applicant. In order to verify this application form, a petitioner must sign one of the following:

- (1) the “Unsworn Declaration” for inmates (page 16) if petitioner is an inmate; or
- (2) the “Unsworn Declaration” for non-inmates (page 17) if petitioner is not an inmate; or
- (3) the “Oath Before a Notary Public” before a notary public (page 18).

In addition, *all petitioners*, including attorneys, presenting an application on behalf of an applicant must complete “Petitioner’s Information” and sign “Petitioner’s Statement” (page 19).

UNSWORN DECLARATION (INMATE)

My name is (First)_____ (Middle)_____ (Last)_____, my date of birth is _____, and my inmate identifying number, if any, is _____.

I am presently incarcerated in (Corrections unit name)_____ in (City) _____, (County)_____, (State) _____,

(Zip Code)_____. I declare under penalty of perjury that the contents of this application for a writ of habeas corpus and the facts stated in the application form are true and correct.

Executed on the _____ day of (Month)_____ (Year)_____.

Signature of Declarant: _____

UNSWORN DECLARATION (NON-INMATE)

My name is (First) _____ (Middle) _____ (Last) _____, my date of birth is _____, and my address is (Street) _____
_____, (City) _____, (State) _____, (Zip Code) _____, and (Country) _____. I declare under penalty of perjury that the contents of this application for a writ of habeas corpus and the facts stated in the application form are true and correct.

Executed in _____ County, State of _____, on the _____ day of (Month) _____ (Year) _____.

Signature of Declarant: _____

OATH BEFORE A NOTARY PUBLIC

STATE OF TEXAS

COUNTY OF _____

_____, being duly sworn, under oath says: “I am the applicant or petitioner in this action and know the contents of this application for a writ of habeas corpus and, according to my belief, the facts stated in the application form are true.”

Signature of Declarant

SUBSCRIBED AND SWORN TO BEFORE ME THIS _____ DAY OF _____, 20_____.

Signature of Notary Public

PETITIONER'S INFORMATION

(Contact information for a petitioner presenting this application on behalf of the applicant)

Petitioner's printed name: _____

State bar number, if applicable: _____

Address: _____

Telephone: _____

Fax: _____

Email Address: _____

PETITIONER'S STATEMENT

“I am signing and presenting this application form on behalf of the applicant for the purpose of obtaining relief from the applicant’s felony conviction. I have consulted with the applicant concerning this application and the applicant has given consent to the filing of this application form.”

Signature of Petitioner

Signed on _____, 20____.