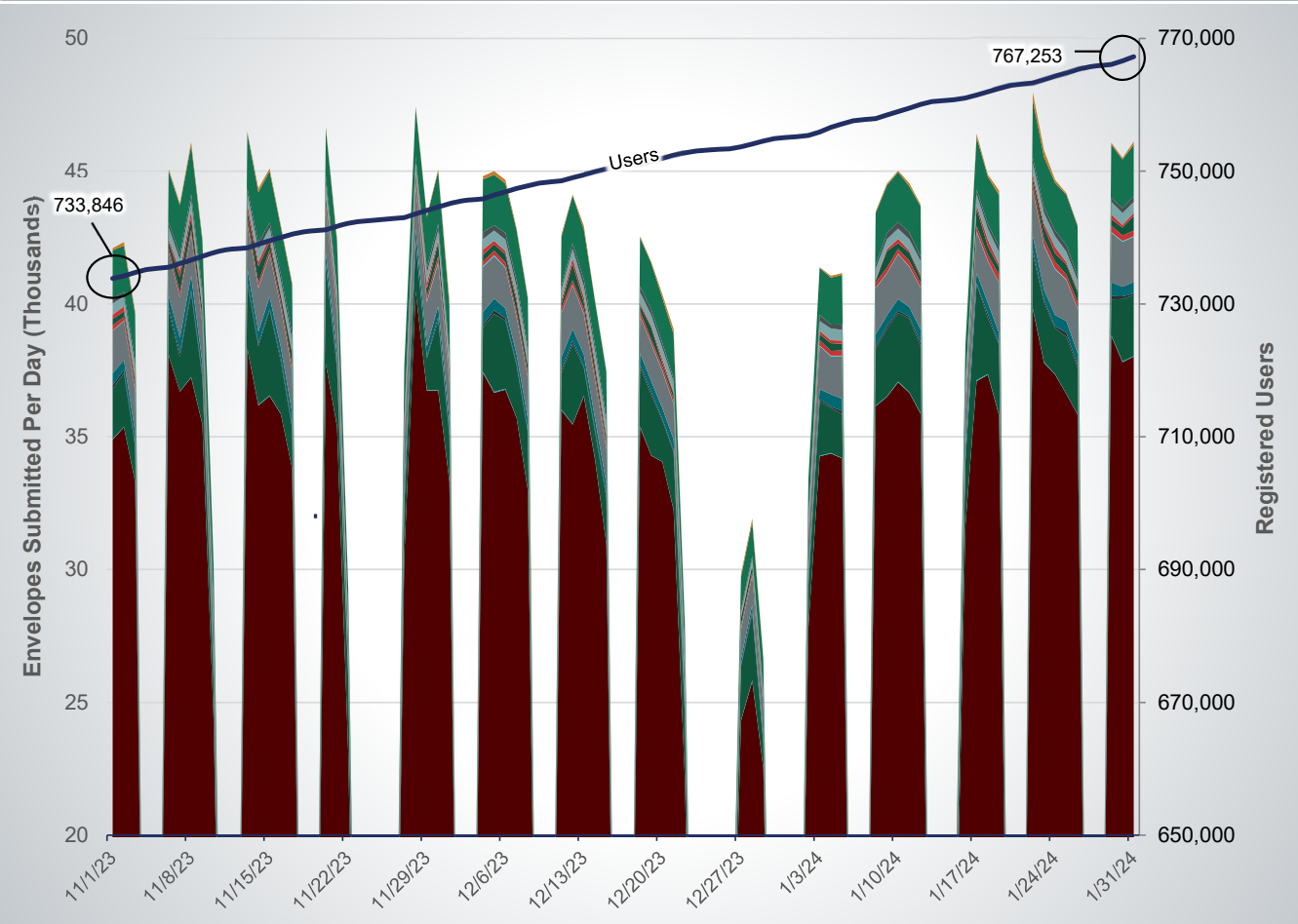




Status Update

JCIT Meeting
May 17, 2024

Transaction Volume: 11/1/23 to 1/31/24

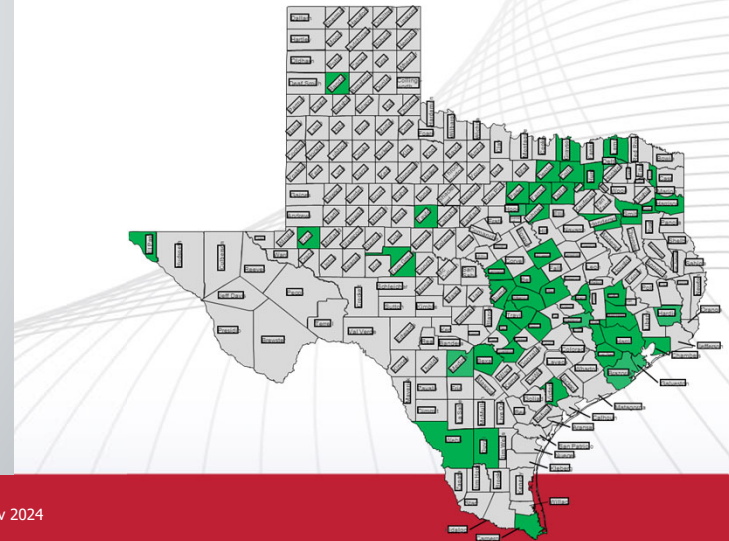


Program Continues to Thrive

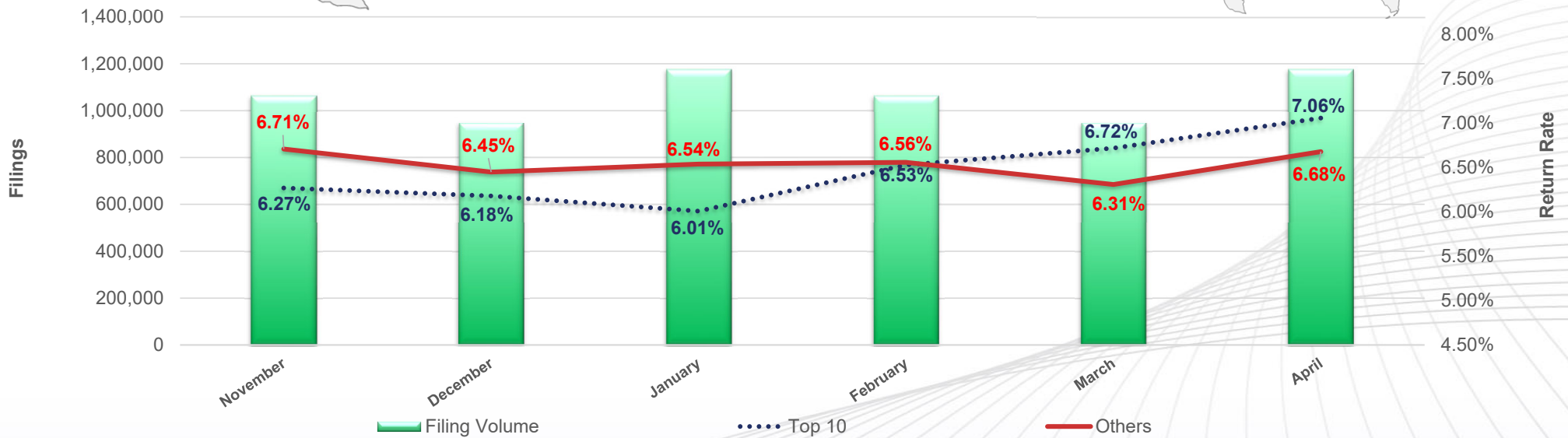
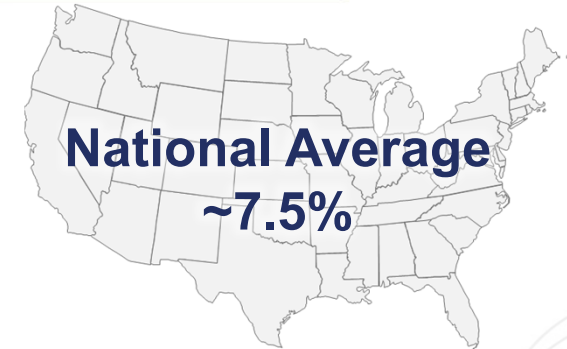
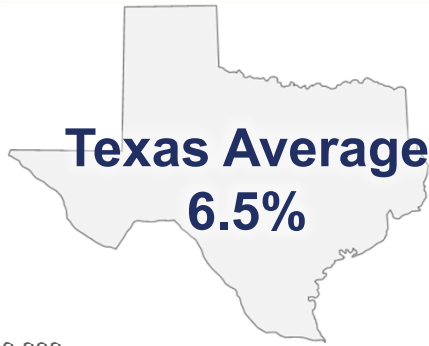
- Over 805k user accounts created to-date
- Avg ~46K filings and ~\$1.3M fees processed daily
- State-provided filing portal accounted for ~79% of the filing volume across the state

JP Update

- 230 precincts across 55 counties live
 - **21** out of "Top 22" counties live with one or more JP precinct
- 4 active/pending engagements



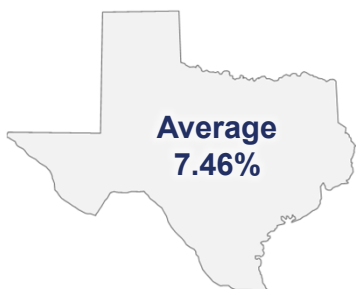
Return for Correction Rates – Market Comparison



*Tracking of top 10 counties (in population) began in September 2018

Return for Correction Rates – Comparison

County and District Courts

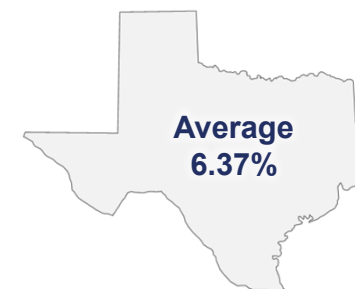


Top 10 Case Types by Return Rate*

Case Type	Returned Filings	Return %	% of Category
Debt/Contract - Debt Collection	63,519	6.24%	66.40%
Divorce with Children	34,076	8.73%	68.38%
Motor Vehicle Accident	32,589	5.34%	71.98%
Independent Administration	19,647	11.70%	43.16%
Other Civil	19,639	9.26%	47.70%
Divorce without Children	19,253	10.80%	31.20%
Debt/Contract - Other	13,763	6.95%	12.47%
Letters Testamentary	12,397	9.50%	33.39%
Other Injury or Damage	9,259	6.16%	17.72%
Guardianship - Adult	8,807	11.01%	90.54%

*Limited to case types with 1,000+ filings during previous 6 months

Justice Courts



Top 10 Case Types by Return Rate*

Case Type	Returned Filings	Return %	% of Category
Small Claims	31,744	5.48%	96.48%
Debt/Contract - Debt Collection	15,731	5.95%	54.28%
Evictions - Residential	14,040	13.06%	22.06%
Debt/Contract - Other	4,986	4.91%	20.84%
Occupational Driver's License	463	17.17%	98.18%
Debt/Contract - Consumer/DTPA	319	2.83%	2.31%
Garnishment	223	26.87%	1.14%
Other Civil	212	25.54%	1.24%
Evictions - Commercial	184	7.81%	3.35%
Repair and Remedy	134	32.21%	75.49%

*Limited to case types with 500+ filings during previous 6 months

eFileTexas Self Help Progress

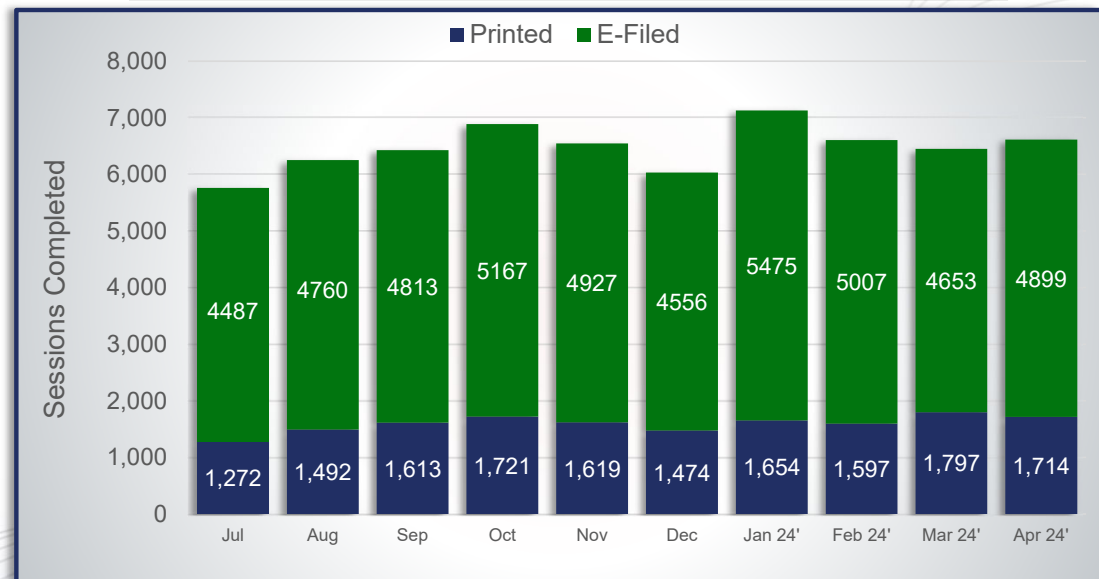
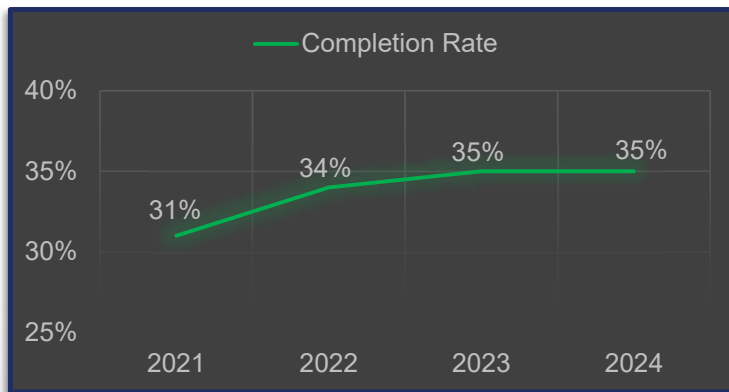


Summary

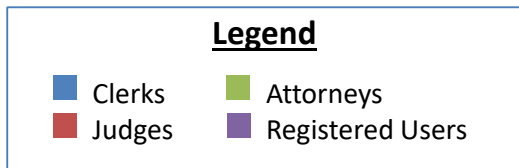
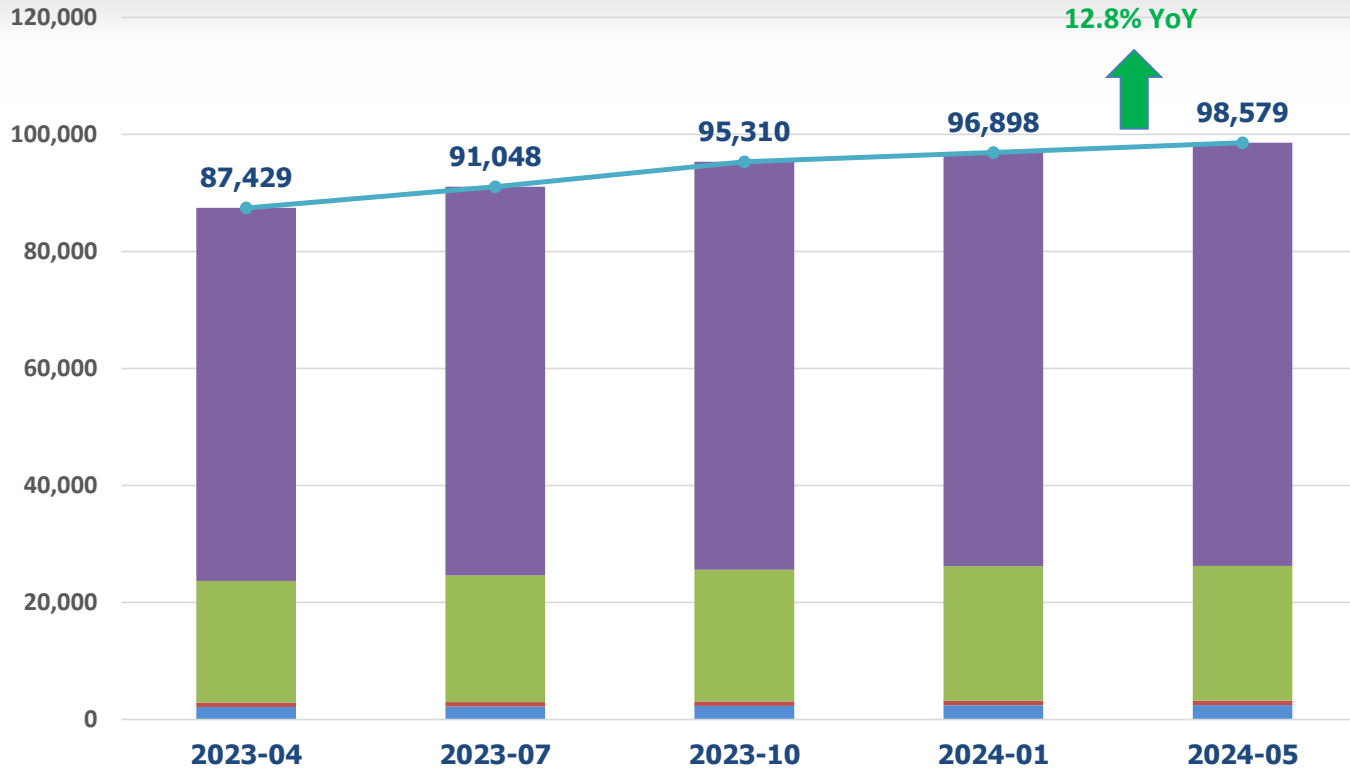
- **46 interviews** currently available across Texas
- **8 interviews currently integrated** with eFileTexas
- **eFileTexas Self Help average completion rate continues to improve**

Top Counties by Sessions Completed (YTD)

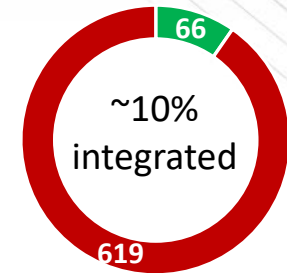
City	Sessions	City	Sessions
Tarrant	5897	Denton	1156
Harris	2971	Williamson	1058
Travis	2474	El Paso	1021
Dallas	2370	Bexar	914
Collin	2302	Fort Bend	835



re:SearchTX Update



Court's Integration Status



■ Integrated ■ Non-Integrated

Doc Purchase Revenue in 2024

\$219,817.60

County	Revenue
Bexar County	\$ 18,279.00
Montgomery County	\$ 15,137.60
Travis County	\$ 14,167.90
Hays County	\$ 11,460.40
Harris County	\$ 9,130.50
Tarrant County	\$ 8,920.70
Dallas County	\$ 8,619.70
Rockwall County	\$ 7,878.80
Ellis County	\$ 6,988.90



Appendix